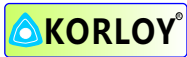
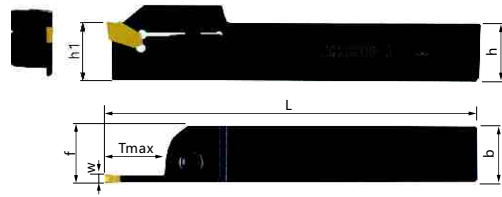
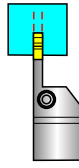


Cut-Off

■ ZQ□□R/L Type



Insert : A35
Parts : P01



Ordering code	Dimensions							Insert	Screw	Wrench	Stock		Order Number	Price (RMB)
	w	b	h	L	h1	f	Tmax				R	L		
ZQ 1616R/L-02	2.2	16	16	100	16	16.4	16	SP200	M5×20	L4	●	●	251100	120
2020R/L-02	2.2	20	20	125	20	20.4	16		M6×20	L5	●	●	251102	136
2525R/L-02	2.2	25	25	150	25	25.4	16				●	●	251104	180
ZQ 1616R/L-03	3.125	16	16	100	16	16.4	20	SP300	M5×20	L4	●	●	251106	120
2020R/L-03	3.125	20	20	125	20	20.4	20		M6×20	L5	●	●	251108	136
2525R/L-03	3.125	25	25	150	25	25.4	20				●	●	251110	180
3225R/L-03	3.125	25	32	170	32	25.4	20				●	●	251112	260
ZQ 1616R/L-04	4.125	16	16	100	16	16.4	25	SP400	M5×20	L4	●	●	251114	120
2020R/L-04	4.125	20	20	125	20	20.4	25		M6×20	L5	●	●	251116	136
2525R/L-04	4.125	25	25	150	25	25.4	25				●	●	251118	180
3225R/L-04	4.125	32	32	170	32	25.4	25				●	●	251120	260
ZQ 2525R/L-05	5.125	25	25	150	25	25.5	30	SP500	M6×20	L5	●	●	251122	180
3232R/L-05	5.125	32	32	170	32	32.5	30				●	●	251124	260
ZQ 2525R/L-06	6.4	25	25	150	25	25.5	35	SP600	M6×20	L5	●	●	251126	180
3232R/L-06	6.4	32	32	170	32	32.5	35				●	●	251128	260



UGHR

Insert : A35
Parts : P01

UGHR/L 1616H2	2.2	16	16	100	16	16.3	16	KGT2	M5×20	L4	●	●	251200	200
2020K2	2.2	20	20	125	20	20.3	21		M6×20	L5	●	●	251202	220
UGHR/L 1616H3	3.1	16	16	100	16	16.4	18	KGT3	M5×20	L4	●	●	251204	200
2020K3	3.1	20	20	125	20	20.4	29		M6×20	L5	●	●	251206	220
2525M3	3.1	25	25	150	25	25.4	38				●	●	251208	280
UGHR/L 2525M4	4.1	25	25	150	25	25.5	38	KGT4	M6×20	L5	●	●	251210	300



CTWR

Insert : A37
Parts : P01

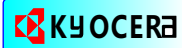
CTWR/L 2020-3	3	20	20	150	20	20.25	14	CTD3	M6×20	L5	●	●	251300	220
2525-3	3	25	25	150	25	25.25	14				●	●	251302	300
CTWR/L 2020-4	4	20	20	150	20	20.25	14	CTD4	M6×20	L5	●	●	251304	220
2525-4	4	25	25	150	25	25.25	14				●	●	251306	300
CTWR/L 2525-5	5	25	25	150	25	25.25	20	CTD5	M6×20	L5	●	●	251308	300

CGSSR


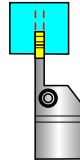

CGSSR/L1616-30D	3	16	16		16	16.5	22	GE30,GE30R/L GE30-AL,GT30 GR30	M6×20	L5	●	●	251400	220
2020-30D	3	20	20		20	20.5	22				●	●	251402	300
2525-30D	3	25	25		25	25.5	22				●	●	251404	320
CGSSR/L1616-40D	4	16	16		16	16.6	25	GE40,GE40R/L GE40-AL,GT40 GR40	M6×20	L5	●	●	251406	220
2020-40D	4	20	20		20	20.6	25				●	●	251408	300
2525-40D	4	25	25		25	25.6	25				●	●	251410	320
CGSSR/L1616-50D	5	16	16		16	16.7	25	GE50,GE50R/L GE50-AL,GT50 GR50	M6×20	L5	●	●	251412	220
2020-50D	5	20	20		20	20.7	25				●	●	251414	300
2525-50D	5	25	25		25	25.7	25				●	●	251416	320

Cut-Off

■ KTKHR/L Type



Insert : A36
Parts: P01



Ordering code	Dimensions							Insert	Screw	Wrench	Stock		Order Number	Price (RMB)
	w	b	h	L	h1	f	Tmax				R	L		
KTKHR/L 1010F-2S	2.2	10	10	80	10	10	15	TKN2,TKR/L2 TKN2-P,TKR/L2-P TKN2.4,TKR/L2.4			●	●	251500	200
1212H-2S	2.2	12	12	100	12	12	16.5				●	●	251502	200
1612H-2S	2.2	12	16	100	16	16	16.5				●	●	251504	220
1616H-2S	2.2	16	16	100	16	16	16.5				●	●	251506	200
2012K-2S	2.2	12	20	125	20	20	19				●	●	251508	220
2020K-2S	2.2	20	20	125	20	20	19				●	●	251510	200
KTKHR/L 1612H-3S	3.1	12	16	100	16	16	18	TKN3,TKR/L3 TKN3-P,TKR/L3-P			●	●	251512	220
1616H-3S	3.1	16	16	100	16	16	18				●	●	251514	200
2012K-3S	3.1	12	20	125	20	20	20.5				●	●	251516	220
2020K-3S	3.1	20	20	125	20	20	26				●	●	251518	200
2525M-3S	3.1	25	25	150	25	25	26.5				●	●	251520	250
KTKHR/L 2012K-4S	4.1	12	20	125	20	20	22	TKN4,TKR/L4			●	●	251522	220
2020K-4S	4.1	20	20	125	20	20	31				●	●	251524	200
2525M-4S	4.1	25	25	150	25	25	34				●	●	251526	250
KTKHR/L 2525M-5S	5.1	25	25	150	25	25	39.5	TKN4.8,TKN5,TKR/L5			●	●	251528	260
KTKHR/L 1010K-2-125S	2.2	10	10	125	10	10	15	TKN2,TKR/L2 TKN2-P,TKR/L2-P TKN2.4,TKR/L2.4			●	●	251600	220
1212M-2-125S	2.2	12	12	150	12	12	15				●	●	251602	220
1616M-2-150S	2.2	16	16	150	16	16	18				●	●	251604	220
KTKHR/L 1616M-3-150S	3.1	16	16	150	16	16	22.5	TKN3,TKR/L3 TKN3-PTKR/L3-P			●	●	251606	220
KTKHR/L 0808K-1.6-125B	1.6	8	8	125	8	8	5	TKN1.6,TKN1.6-P TKR/L1.6,TKR/L1.6-P	M4×12	T15	●	●	251700	220
1010K-1.6-125B	1.6	10	10	125	10	10	10				●	●	251702	220
1212M-1.6-150B	1.6	12	12	150	12	12	12.5				●	●	251704	220
1414M-1.6-150B	1.6	14	14	150	14	14	13				●	●	251706	220
KTKHR/L 1010K-2-125B	2.2	10	10	125	10	10	10	TKN2,TKR/L2 TKN2-P,TKR/L2-P TKN2.4,TKR/L2.4	M4×12	T15	●	●	251708	220
1212M-2-150B	2.2	12	12	150	12	12	12.5				●	●	251710	220
1616M-2-150B	2.2	16	16	150	16	16	16				●	●	251712	220
KTKHR/L 1616M-3-150B	3.1	16	16	150	16	16	16	TKN3,TKR/L3 TKN3-PTKR/L3-P	M5×12	L4	●	●	251714	220

ZCC

QZQ

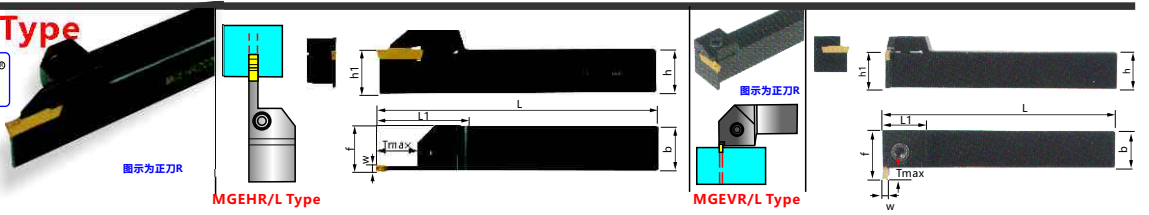
Insert : Inquiry
Parts: P01

QZQ 1616R/L03	3	16	16	80	16	16.4	16	ZQMX3N11-1E	M5×20	L4	●	●	251800	160
2020R/L03	3	20	20	100	20	20.4	20				●	●	251802	180
2525R/L03	3	25	25	120	25	25.4	20				●	●	251804	220
3225R/L03	3	25	32	135	32	25.4	25	ZQMX4N11-1E	M6×25	L5	●	●	251806	330
1616R/L04	4	16	16	80	16	16.4	16				●	●	251808	160
2020R/L04	4	20	20	100	20	20.4	20				●	●	251810	180
2525R/L04	4	25	25	120	25	25.4	20				●	●	251812	220
3225R/L04	4	25	32	135	32	25.4	25	●	●	251814	330			

■ MGEHR/L Type



Insert : A35
Parts : P01



Type Ordering code	Dimensions							Insert	Screw	Wrench	Stock		Order Number	Price (RMB)
	w	b	h	L	h1	f	Tmax				R	L		
MGEHR/L 1010-1.5	1.5	10	10	100	10	10	14	MGMN150-G	M5×20	L4	●	●	252100	220
1212-1.5	1.5	12	12	100	12	12	14				●	●	252102	200
MGEHR/L 1010-2	2	10	10	100	10	10	14	MGMN200-G	M5×20	L4	●	●	252104	220
1212-2	2	12	12	100	12	12	14				●	●	252106	200
1616-2	2	16	16	100	16	16	16				●	●	252108	140
2020-2	2	20	20	125	20	20	16				●	●	252110	160
MGEHR/L1616-2.5	2.5	16	16	100	16	16	16	MGMN250	M5×20	L4	●	●	252112	160
2020-2.5	2.5	20	20	125	20	20	16		M6×20	L5	●	●	252114	200
2525-2.5	2.5	25	25	150	25	25	16		●	●	252116	280		
MGEHR/L 1616-3	3	16	16	100	16	16	20	MGMN300 MGGN300 MRMN300	M5×20	L4	●	●	252118	140
2020-3	3	20	20	125	20	20	20		●	●	252120	160		
2525-3	3	25	25	150	25	25	20		●	●	252122	200		
3232-3	4	32	32	170	32	32	20		●	●	252124	280		
MGEHR/L 1616-4	4	16	16	100	16	16	20	MGMN400 MGGN400 MRMN400	M5×20	L4	●	●	252126	140
2020-4	4	20	20	125	20	20	20		●	●	252128	160		
2525-4	4	25	25	150	25	25	20		●	●	252130	200		
3232-4	4	32	32	170	32	32	20		●	●	252132	280		
MGEHR/L 2020-5	5	20	20	125	20	20	25	MGMN500 MGGN500 MRMN500	M6×20	L5	●	●	252134	160
2525-5	5	25	25	150	25	25	25				●	●	252136	200
3232-5	5	32	32	170	32	32	25				●	●	252138	280
MGEHR/L 2525-6	6	25	25	150	25	25	25	MGMN600 MGGN600 MRMN600	M6×20	L5	●	●	252140	200
3232-6	6	32	32	170	32	32	25				●	●	252142	280

MGEVR/L1616-2	2	16	16	100	16	21.3	5	MGMN200-G	M5×20	L4	●	●	252200	260
MGEVR/L2020-2	2	20	20	125	20	26.3	6		M6×20	L5	●	●	252202	260
MGEVR/L1616-2.5	2.5	16	16	100	16	21.3	5	MGMN250	M5×20	L4	●	●	252204	260
MGEVR/L2020-2.5	2.5	20	20	125	20	26.3	6		M6×20	L5	●	●	252206	260
MGEVR/L1616-3	3	16	16	100	16	24	7	MGMN300 MGGN300 MRMN300	M5×20	L4	●	●	252208	260
MGEVR/L2020-3	3	20	20	125	20	26.5	6		M6×20	L5	●	●	252210	260

MITSUBISHI DGHR

Insert : A35
Parts : P01

DGHR/L 1616K2	2	16	16	125	16	16.2	16	DGM20CE	M5×20	L4	●	●	252300	220
2020K2	2	20	20	125	20	20.2	20		M6×20	L5	●	●	252302	260
2525M2	2	25	25	150	25	25.2	20		●	●	252304	300		
DGHR/L 1616K3	3	16	16	125	16	16.2	16	DGM30CE DGJ30CE	M5×20	L4	●	●	252306	220
2020K3	3	20	20	125	20	20.2	20		●	●	252308	260		
2525M3	3	25	25	150	25	25.2	20		●	●	252310	300		
3232P3	3	32	32	170	32	32	20		●	●	252312	420		
DGHR/L 2020K4	4	20	20	125	20	20.2	20	DGJ40CE	M6×20	L5	●	●	252314	260
2525M4	4	25	25	150	25	25.2	20				●	●	252316	300
3232P4	4	32	32	170	32	32	20				●	●	252318	420
DGHR/L 2525M5	5	25	25	150	25	25.2	20	DGJ50CE	M6×20	L5	●	●	252320	300
3232P5	5	32	32	170	32	32	20				●	●	252322	420
DGHR/L 2525M6	6	25	25	150	25	25.2	20	DGJ60CE	M6×20	L5	○	○	252324	360
3232P6	6	32	32	170	32	32	20				○	○	252326	480


GYR

GYR/L 1616H2	2	16	16	100	16	16	18	GY2M0200	M5×20	L4	○	○	252400	220
2020K2	2	20	20	125	20	20	20		M6×20	L5	○	○	252402	260
2525M2	2	25	25	150	25	25	20		○	○	252404	300		
GYR/L 1616H3	3	16	16	100	16	16	18	GY2M0300 GY2M0318	M5×20	L4	○	○	252406	220
2020K3	3	20	20	125	20	20	20		○	○	252408	260		
2525M3	3	25	25	150	25	25	20		○	○	252410	300		
3232P3	3	32	32	170	32	32	20		○	○	252412	420		
GYR/L 1616H4	4	16	16	100	16	16	12	GY2M0400	M6×20	L5	○	○	252414	220
2020K4	4	20	20	125	20	20	25				○	○	252416	260
2525M4	4	25	25	150	25	25	25				○	○	252418	300
3232P4	4	32	32	170	32	32	25				○	○	252420	420
GYR/L 2525M5	5	25	25	150	25	25	25	GY2M0500	M6×20	L5	○	○	252422	350
3232P5	5	32	32	170	32	32	25				○	○	252424	450

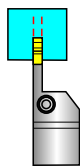
External Grooving/Cut-Off (Multi-Function)

Cylindrical grooving Cut Off Turning Holders

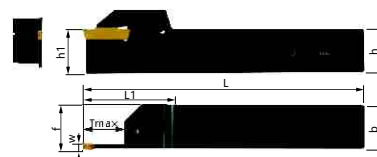
■ QE.DR/L Type



图示为正刀R



QE.DR Type



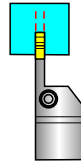
Insert : Inquiry
Parts: P01

Ordering code	Dimensions							Insert	Screw	Wrench	Stock		Order Number	Price (RMB)	
	w	b	h	L	h1	f	Tmax				R	L			
QEED	1616R/L10	2.5	16	16	125	16	16.3	10	Z.ED..	M5X16	L4	●	●	252500	190
	1616R/L17	2.5	16	16	125	16	16.3	17				●	●	252502	190
	2020R/L10	2.5	20	20	125	20	20.3	10		●	●	252504	190		
	2020R/L17	2.5	20	20	125	20	20.3	17		●	●	252506	190		
	2525R/L10	2.5	25	25	150	25	25.3	10		●	●	252508	230		
	2525R/L17	2.5	25	25	150	25	25.3	17		●	●	252510	230		
QEFD	1616R/L10	3	16	16	125	16	16.3	10	Z.FD..	M5X20	L4	●	●	252512	190
	1616R/L17	3	16	16	125	16	16.3	17				●	●	252514	190
	2020R/L10	3	20	20	125	20	20.3	10		●	●	252516	190		
	2020R/L17	3	20	20	125	20	20.3	17		●	●	252518	190		
	2525R/L10	3	25	25	150	25	25.3	10		●	●	252520	230		
	2525R/L17	3	25	25	150	25	25.3	17		●	●	252522	230		
QEGD	2020R/L13	4	20	20	125	20	20.5	13	Z.GD..	M6X25	L5	●	●	252524	190
	2020R/L22	4	20	20	125	20	20.5	22				●	●	252526	190
	2525R/L13	4	25	25	150	25	25.5	13				●	●	252528	230
	2525R/L22	4	25	25	150	25	25.5	22				●	●	252530	230
	3232R/L13	4	32	32	170	32	32.5	13				●	●	252532	340
	3232R/L22	4	32	32	170	32	32.5	22				●	●	252534	340
QEHD	2525R/L13	5	25	25	150	25	25.5	13	Z.HD..	M6X25	L5	●	●	252536	230
	2525R/L22	5	25	25	150	25	25.5	22				●	●	252538	230
	3232R/L13	5	32	32	170	32	32.5	13				●	●	252540	340
	3232R/L22	5	32	32	170	32	32.5	22				●	●	252542	340
QEKD	2525R/L13	6	25	25	150	25	25.6	13	Z.KD..	M6X25	L5	●	●	252544	230
	2525R/L22	6	25	25	150	25	25.6	22				●	●	252546	230
	3232R/L13	6	32	32	170	32	32.6	13				●	●	252548	340
	3232R/L22	6	32	32	170	32	32.6	22				●	●	252550	340

CGWSR/L Type



Insert : A37
Parts : P01



Ordering code	Dimensions							Insert	Screw	Wrench	Stock		Order Number	Price (RMB)
	w	b	h	L	h1	f	Tmax				R	L		
CGWSR/L 1616-W20-L	2	16	16	100	16	16.4	15	WGE20 WGE20R/L	M5×20	L4	● ●	253100	160	
2020-W20-L	2	20	20	125	20	20.4	15		M6×20	L5	● ●	253102	180	
2525-W20-L	2	25	25	150	25	25.4	15		● ●	● ●	253104	220		
CGWSR/L 1616-W30-L	3	16	16	100	16	16.4	16.5	WGE30 WGE30R/L WGT30 WGR30	M5×20	L4	● ●	253106	160	
2020-W30-L	3	20	20	125	20	20.4	16.5		M6×20	L5	● ●	253108	180	
2525-W30-L	3	25	25	150	25	25.4	16.5		● ●	● ●	253110	220		
CGWSR/L 2020-W40-L	4	20	20	125	20	20.4	21	WGE40,WGE40R/L WGT40,WGR40	M6×20	L5	● ●	253112	180	
2525-W40-L	4	25	25	150	25	25.4	21				● ●	● ●	253114	220
CGWSR/L 2020-W50-L	5	20	20	125	20	20.4	21	WGE50,WGE50R/L WGT50,WGR50	M6×20	L5	● ●	253116	180	
2525-W50-L	5	25	25	150	25	25.4	21				● ●	● ●	253118	220



TTER

Insert : A36
Parts : P01

TTER/L 1010-1.4T15-D40	1.4	10	10	125	10	9.5	40	TDJ1.4	M5×20	L4	● ○	253200	220
1212-1.4T15-D40	1.4	12	12	125	12	11.5	40				● ○	253202	220
1616-1.4T20-D45	1.4	16	16	125	16	15.5	45		M6×20	L5	● ○	253204	180
2020-1.4T20-D45	1.4	20	20	125	20	19.5	45				● ○	253206	200
TTER/L 1010-2T15-D40	2	10	10	125	10	9.1	40	TDC2 TSC2 TDJ2	M5×20	L4	● ○	253208	220
1212-2T15-D40	2	12	12	125	12	11.1	40				● ○	253210	220
1616-2T20-D45	2	16	16	125	16	15.1	45		M6×20	L5	● ○	253212	220
2020-2T20-D45	2	20	20	125	20	19.1	45				● ○	253214	180
2525-2T20-D45	2	25	25	150	25	24.1	45	● ○	253216	200			
TTER/L 1212-3T15-D40	3	12	12	125	12	10.8	40	TDC3 TSC3 TDJ3 TDXU3 TDT3	M5×20	L4	● ○	253218	220
1616-3T20-D45	3	16	16	125	16	14.8	45				● ○	253220	180
2020-3T20-D45	3	20	20	125	20	18.8	45		M6×20	L5	● ○	253222	200
2525-3T20-D45	3	25	25	150	25	23.8	45				● ○	253224	260
2525-3T20-D60	3	25	25	150	25	23.8	60	● ○	253226	320			
TTER/L 1616-2	2	16	16	110	16	15.1	12	TDC2 TSC2 TDJ2	M6×20	L5	● ○	253228	180
2020-2	2	20	20	125	20	19.1	12				● ○	253230	200
2525-2	2	25	25	150	25	24.1	12				● ○	253232	260
TTER/L 1616-3	3	16	16	110	16	14.8	12	TDC3, TSC3 TDJ3, TDXU3 TDT3	M6×20	L5	● ○	253234	180
2020-3	3	20	20	125	20	18.8	12				● ○	253236	200
2525-3	3	25	25	150	25	23.8	12				● ○	253238	260
TTER/L 1616-4	4	16	16	110	16	14.5	15	TDC4, TSC4 TDJ4, TDXU4 TDT4	M6×20	L5	● ○	253240	180
2020-4	4	20	20	125	20	18.5	15				● ○	253242	200
2525-4	4	25	25	150	25	23.5	15				● ○	253244	260
TTER/L 2020-5	5	20	20	125	20	18.1	20	TDC5, TSC5, TDJ5, TDXU5, TDT5	M6×20	L5	○ ○	253246	230
2525-5	5	25	25	150	25	23.1	20				○ ○	253248	300
TTER/L 2020-6	6	20	20	125	20	17.6	20	TDC6, TSC6, TDJ6, TDXU6, TDT6	M6×20	L5	○ ○	253250	230
2525-6	6	25	25	150	25	22.6	20				○ ○	253252	300
TTER/L 2525-8	8	25	25	150	25	22.1	25	TDC8, TSC8 TDXU8, TDT8	M6×20	L5	○ ○	253254	380
3232-8	8	32	32	170	32	29.1	25				○ ○	253256	460
TTER/L 2525-10T25	10	25	25	150	25	21.1	25	TDT10	M8×30	L6	○ ○	253258	380
3232-10T40	10	32	32	170	32	28.1	40				○ ○	253260	460
4040-10T40	10	40	40	200	40	36.1	40				○ ○	253262	580

DGTR/L

Inquiry
Parts : P01

DGTR/L 10B-2D30	2	10	10	125	10	-	30	DGN2..	M5X16	L4	● ○	253300	200
12B-2D30	2	12	12	125	12	-	30	DGN2..			● ○	253302	200
16B-2D32	2	16	16	125	16	-	32	DGN2..			● ○	253304	180
16B-3D35	3	16	16	125	16	-	35	DGN3..	● ○	253306	180		
20B-2D35	2	20	20	125	20	-	35	DGN2..	M5X20	L4	● ○	253308	200
20B-3D40	3	20	20	125	20	-	40	DGN3..			● ○	253310	200
25B-2D35	2	25	25	150	25	-	35	DGN2..	M5X20	L4	● ○	253312	300
25B-3D40	3	25	25	150	25	-	40	DGN3..			● ○	253314	300

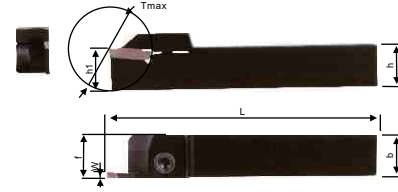
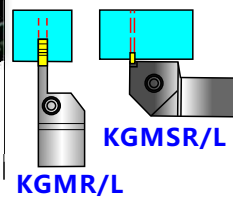
External Grooving/Cut-Off (Multi-Function)

Cylindrical grooving Cut Off Turning Holders


KGMR/L Type



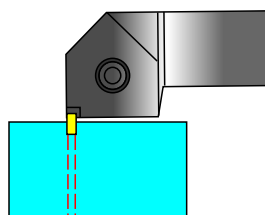
Insert : A36
Parts : P01




Ordering code	Dimensions							Insert	Screw	Wrench	Stock		Order Number	Price (RMB)
	w	b	h	L	h1	f	Tmax				R	L		
KGMR/L 2012K-2T17	2	12	20	125	20	11.15	17	GMM2420 GMM2020R/L	M5×20	L4	●	●	253400	240
2020K-2T17	2	20	20	125	20	19.15	17		M6×20	L5	●	●	253402	220
2525M-2T17	2	25	25	150	25	24.15	17		M6×20	L5	●	●	253404	280
KGMR/L 1212H-3	3	12	12	100	12	10.8	9	GMM3020 GMG3030 GMM3020R/L	M5×20	L4	●	●	253406	220
1616H-3	3	16	16	100	16	14.8	9		M6×20	L5	●	●	253408	220
2020K-3	3	20	20	125	20	18.8	9		M6×20	L5	●	●	253410	240
2525M-3	3	25	25	150	25	23.8	9		M6×20	L5	●	●	253412	280
1616H-3T20	3	16	16	100	16	14.8	20		M6×20	L5	●	●	253414	220
2012K-3T20	3	12	20	125	20	10.8	20		M6×20	L5	●	●	253416	240
2020K-3T20	3	20	20	125	20	18.8	20		M6×20	L5	●	●	253418	220
2525M-3T20	3	25	25	150	25	23.8	20		M6×20	L5	●	●	253420	280
KGMR/L 2020K-4	4	20	20	125	20	18.3	10	GMM4020 GMG4030 GMM4020R/L	M6×20	L5	●	●	253422	250
2525M-4	4	25	25	150	25	23.3	10		M6×20	L5	●	●	253424	300
2020K-4T20	4	20	20	125	20	18.3	20		M6×20	L5	●	●	253426	260
2525M-4T20	4	25	25	150	25	23.3	20		M6×20	L5	●	●	253428	320
2525M-4T25	4	25	25	150	25	23.3	25		M6×20	L5	●	●	253430	380
KGMR/L 2020K-5	5	20	20	125	20	17.8	10	GMM5020 GMG5030 GMM5020R/L	M6×20	L5	●	●	253432	260
2525M-5	5	25	25	150	25	22.8	10		M6×20	L5	●	●	253434	360
3232P-5	5	32	32	170	32	29.8	10		M6×20	L5	●	●	253436	500
2525M-5T25	5	25	25	150	25	22.8	25		M6×20	L5	●	●	253438	380
3232P-5T25	5	32	32	170	32	29.8	25		M6×20	L5	●	●	253440	500
KGMR/L 2525M-6T30	6	25	25	150	25	22.4	30	GMM6020,GMG6030 GMM6020R/L	M6×20	L5	●	●	253442	380
KGMR/L 2525M-8	8	25	25	150	25	22.0	25	GMM8020 GMG8030 GMM8020R/L	M6×20	L5	●	●	253444	400
3232P-8	8	32	32	170	32	29.0	25	M6×20	L5	●	●	253446	560	
Without Offset														
KGMR/L 0810K-1.5-125	1.5	10	8	125	8	9.4	5	GMM1520 GMM1520R/L	M5×20	L4	●	●	253500	250
1010K-1.5-125	1.5	10	10	125	10	9.4	10		M5×20	L4	●	●	253502	250
1212F-1.5-85	1.5	12	12	85	12	11.4	12.5		M5×20	L4	●	●	253504	220
1212M-1.5-150	1.5	12	12	150	12	11.4	12.5		M5×20	L4	●	●	253506	250
KGMR/L 0810K-2-125	2	10	8	125	8	9.2	5	GMM2420 GMM2020R/L	M5×20	L4	●	●	253508	250
1010K-2-125	2	10	10	125	10	9.15	10		M5×20	L4	●	●	253510	250
1212F-2-85	2	12	12	85	12	11.15	12.5		M5×20	L4	●	●	253512	220
1212M-2-150	2	12	12	150	12	11.15	12.5		M5×20	L4	●	●	253514	250
1616M-2-150	2	16	16	150	16	15.15	16		M6×20	L5	●	●	253516	200
KGMR/L 1010K-2.5-125	2.5	10	10	125	10	9	10	GMM2520 GMM2520R/L	M5×20	L4	●	●	253518	250
1212F-2.5-85	2.5	12	10	85	10	11	12.5		M5×20	L4	●	●	253520	220
1212M-2.5-150	2.5	12	12	150	12	11	12.5		M5×20	L4	●	●	253522	250
1616M-2.5-150	2.5	16	16	150	16	15	16		M6×20	L5	●	●	253524	200
KGMR/L 1616M-3-150	3	16	16	150	16	14.8	16	GMM3020,GMG3030 GMM3020R/L	M6×20	L5	●	●	253526	200
KGMSR														
KGMSR/L 1212H-3	3	12	12	100	12	17	4.8	GMM3020 GMG3030 GMM3020R/L	M5×20	L4	●	●	253600	320
1616H-3	3	16	16	100	16	21.5	4.8		M6×20	L5	●	●	253602	320
2020K-3	3	20	20	125	20	25	4.8		M6×20	L5	●	●	253604	320
2525M-3	3	25	25	150	25	30	4.8		M6×20	L5	●	●	253606	380



Right-hand shown



KGMSR/L Type


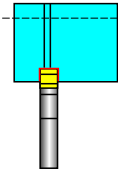


■ SPB Type

Insert : A35



SPB



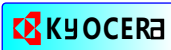
Ordering code	Dimensions					Insert	Stock	Order Number	Price (RMB)
	w	b	h	L	h1				
SPB 26-2	2	1.6	26	26	21	SP200,200R/L	●	254100	280
26-3	3	2.4	26	26	21	SP300,300R/L	●	254102	260
26-4	4	3.2	26	26	21	SP400,400R/L	●	254104	300
26-5	5	4.2	26	26	21	SP500,500R/L	●	254106	350
SPB 32-2	2	1.6	32	32	27	SP200,200R/L	●	254108	350
32-3	3	2.4	32	32	27	SP300,300R/L	●	254110	320
32-4	4	3.2	32	32	27	SP400,400R/L	●	254112	370
32-5	5	4.2	32	32	27	SP500,500R/L	●	254114	400
32-6	6	5.2	32	32	27	SP600,600R/L	●	254116	480



UGHN

Insert : A35

UGHN 262	2.2	1.60	26	110	21.4	KGT2N,KGT2R/L	●	254200	280
263	3.1	2.35	26	110	21.4	KGT3N,KGT3R/L	●	254202	260
264	4.1	3.20	26	110	21.4	KGT4N,KGT4R/L	●	254204	300
265	5.1	4.00	26	110	21.4	KGT5N,KGT5R/L	●	254206	350
UGHN 322	2.2	1.60	32	150	25.0	KGT2N,KGT2R/L	●	254208	350
323	3.1	2.35	32	150	25.0	KGT3N,KGT3R/L	●	254210	320
324	4.1	3.20	32	150	25.0	KGT4N,KGT4R/L	●	254212	370
325	5.1	4.00	32	150	25.0	KGT5N,KGT5R/L	●	254214	400



KTKB

Insert : A36

KTKB 19-1SS	1.6	1.2	19	86	15.7	TKN1.6,TKR/L1.6	●	254300	400
KTKB 26-1SS	1.6	1.2	26	110	21.4	TKN1.6,TKR/L1.6	●	254302	400
KTKB 32-1SS	1.6	1.2	32	150	25	TKN1.6,TKR/L1.6	●	254304	400
KTKB 19-2S	2.2	1.8	19	86	15.7	TKN2,TKR/L2	●	254306	400
26-2S	2.2	1.8	26	110	21.4	TKN2,TKR/L2	●	254308	380
26-3S	3.1	2.6	26	110	21.4	TKN3,TKR/L3	●	254310	360
26-4S	4.1	3.4	26	110	21.4	TKN4,TKR/L4	●	254312	380
26-5S	5.1	4.2	26	110	21.4	TKN5,TKR/L5	●	254314	400
KTKB 32-2S	2.2	1.8	32	150	25	TKN2,TKR/L2	●	254316	450
32-3S	3.1	2.6	32	150	25	TKN3,TKR/L3	●	254318	400
32-4S	4.1	3.4	32	150	25	TKN4,TKR/L4	●	254320	450
32-5S	5.1	4.2	32	150	25	TKN5,TKR/L5	●	254322	500
32-6S	6.4	5.4	32	150	25	TKN6,TKR/L6	●	254324	500
KTKBR/L 32-8S	8.0	6.8	32	150	25	TKN8,TKR/L8	●	254326	550
32-9S	9.6	8.0	32	150	25	TKN9,TKR/L9	●	254328	550


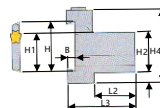


SCTH

Insert : A37

SCTH 26-3	3	2.2	25.35	110	21.16	GT30	●	254400	360
26-4	4	3.2	25.14	110	21.05	GT40	●	254402	400
SCTH 32-3	3	2.2	31.41	150	24.8	GT30	●	254404	360
32-4	4	3.2	31.14	150	24.66	GT40	●	254406	400
32-5	5	4.2	30.87	150	24.53	GT50	●	254408	420
32-6	6	5.2	30.61	150	24.39	GT60	●	254410	480

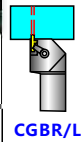
■ SLTBN Type



Ordering code	Dimensions									Screw	Wrench	Stock	Order Number	Price (RMB)
	H	H1	H2	H3	H4	B	L1	L2	L3					
SLTBN 20-26	26	21.4	20	9	43	4.0	86	21	38	M6×30	L5	●	254500	280
20-32	32	24.8	20	13	50	5.3	100	19	38			●	254502	330
SLTBN 25-26	26	21.4	25	5	45	4.0	100	23	42			●	254504	330
25-32	32	24.8	25	8	50	5.3	110	23	42			●	254506	280
SLTBN 32-32	32	24.8	32	5	54	5.3	110	29	48			●	254508	500

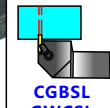
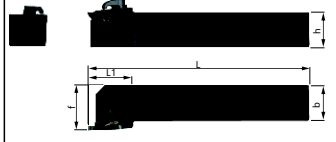
CGBR/L Type /CGBSR/L Type

KYOCERA Insert: A26-A28
Parts: P01



CGBR/L

Right-hand shown



CGBSL GWCSL

Right-hand shown

Ordering code	Dimensions							Insert	Clamp	Screw	Wrench	Stock		Order Number	Price (RMB)
	w	b	h	L	L1	h1	f					R	L		
CGBR/L 1616H32	0.5-2.5	16	16	100	22	16	20	GBA32R/L	HL1808	M3.5×10 ML0520	T15 L2.5	●	●	254600	180
2020K32	0.5-2.5	20	20	125	26	20	25					●	●	254602	220
2525M32	0.5-2.5	25	25	150	26	25	32					●	●	254604	260
CGBR/L 2020K43	1.25-4.5	20	20	125	26	20	25	GBA43R/L125-450	HL1808	M5×12 ML0520	T20 L2.5	●	●	254606	180
2020K43-1	1.25-1.85	20	20	125	26	20	25	GBA43R/L125-185				●	●	254608	180
2020K43-2	2.0-2.8	20	20	125	26	20	25	GBA43R/L200-280				●	●	254610	180
2020K43-3	3.0-4.5	20	20	125	26	20	25	GBA43R/L300-450				●	●	254612	180
CGBR/L 2525M43	1.25-4.5	25	25	150	26	25	32	GBA43R/L125-450	HL1808	M5×12 ML0520	T20 L2.5	●	●	254614	220
2525M43-1	1.25-1.85	25	25	150	26	25	32	GBA43R/L125-185				●	●	254616	220
2525M43-2	2.0-2.8	25	25	150	26	25	32	GBA43R/L200-280				●	●	254618	220
2525M43-3	3.0-4.5	25	25	150	26	25	32	GBA43R/L300-450				●	●	254620	220
CGBSR/L Type															
CGBSR/L1616H32	0.5-2.5	16	16	100	22	16	20	GBA32R/L	HL1808	M3.5×10 ML0520	T15 L2.5	●	●	254700	200
2020K32	0.5-2.5	20	20	125	26	20	25					●	●	254702	250
2525M32	0.5-2.5	25	25	150	26	25	32					●	●	254704	320
CGBSR/L2020K43	1.25-4.5	20	20	125	26	20	25	GBA43R/L125-450	HL1808	M5×12 ML0520	T20 L2.5	●	●	254706	250
2525M43	1.25-4.5	25	25	150	26	25	32					●	●	254708	320



MGHR

Insert: A27
Parts: P01

MGHR/L 2020K3315	1.25-2.3	20	20	125	-	20	20.2	MGTR/L33125 -33470	HL1808	M3.5×10 ML0520	T15 L2.5	●	●	254800	260
2020K3323	2.3-3.3	20	20	125	-	20	20.2					●	●	254802	260
2525M3315	1.25-2.3	25	25	150	-	25	25.2					●	●	254804	360
2525M3323	2.3-3.3	25	25	150	-	25	25.2					●	●	254806	360
2525M3333	3.3-4.7	25	25	150	-	25	25.2	●	●	254808	360				
MGHR/L 2020K4315	1.25-2.3	20	20	125	-	20	20.2	MGTR/L43125 -43470	HL1808	M5×12 ML0520	T20 L2.5	●	●	254810	260
2020K4323	2.3-3.3	20	20	125	-	20	20.2					●	●	254812	260
2020K4333	3.3-4.7	20	20	125	-	20	20.2					●	●	254814	260
2525M4315	1.25-2.3	25	25	150	-	25	25.2					●	●	254816	360
2525M4323	2.3-3.3	25	25	150	-	25	25.2					●	●	254818	360
2525M4333	3.3-4.7	25	25	150	-	25	25.2					●	●	254820	360
2525M4447	4.7-6.3	25	25	150	-	25	25.2	MGTR/L44500-44600	●	●	254822	360			



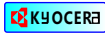
GWCR

Insert: A27
Parts: P01

GWC R/L 1010-3	0.33-2.80	10	10	125	17	10	10	TGAR/L3033 -3280	HL1808	M3.5×10 ML0520	T15 L2.5	●	●	254906	300
1212-3	0.33-2.80	12	12	125	17	12	12					●	●	254908	300
1616-3	0.33-2.80	16	16	125	17	16	16					●	●	254910	260
2020-3	0.33-2.80	20	20	125	17	20	20					●	●	254912	260
2525-3	0.33-2.80	25	25	150	17	25	25	●	●	254914	320				
GWC R/L 2020-15	1.00-1.45	20	20	125	17	20	20	TGAR/L4125-4145 TGAR/L4150-4230 TGAR/L4250-4480 TGAR/L4125-4145 TGAR/L4150-4230 TGAR/L4250-4480	HL1808	M5×12 ML0520	T20 L2.5	●	●	254916	260
2020-25	1.50-2.30	20	20	125	17	20	20					●	●	254918	260
2020-35	2.50-4.80	20	20	125	17	20	20					●	●	254920	260
2525-15	1.00-1.45	25	25	150	17	25	25					●	●	254922	320
2525-25	1.50-2.30	25	25	150	17	25	25					●	●	254924	320
2525-35	2.50-4.80	25	25	150	17	25	25					●	●	254926	320

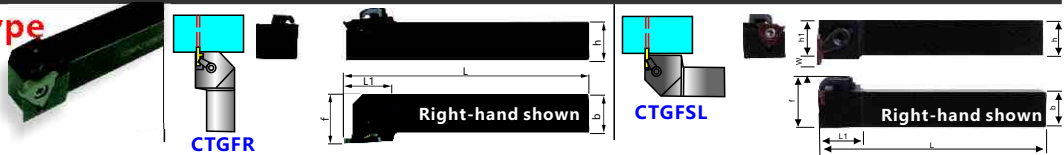
GWCSR/L Type

GWCSR/L 2020-3	0.33-2.80	20	20	125	-	20	20	TGAR/L3033 -3280	HL1808	M3.5×10 ML0520	T15 L2.5	●	●	254928	300
2525-3	0.33-2.80	20	20	150	-	20	20					●	●	254930	380
GWCSR/L 2020-15	1.00-1.45	20	20	125	-	20	20	TGAR/L4125-4145 TGAR/L4150-4230 TGAR/L4250-4480 TGAR/L4125-4145 TGAR/L4150-4230 TGAR/L4250-4480	HL1808	M5×12 ML0520	T20 L2.5	●	●	254932	300
2020-25	1.50-2.30	20	20	125	-	20	20					●	●	254934	300
2020-35	2.50-4.80	20	20	125	-	20	20					●	●	254936	300
2525-15	1.00-1.45	25	25	150	-	25	25					●	●	254938	380
2525-25	1.50-2.30	25	25	150	-	25	25					●	●	254940	380
2525-35	2.50-4.80	25	25	150	-	25	25					●	●	254942	380

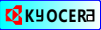


CTGFR/L Type

Insert : A14
Parts: P01

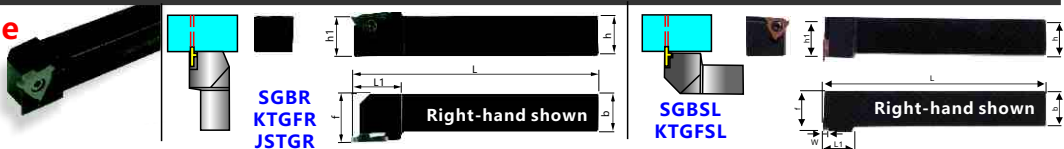


Ordering code	Dimensions							Insert	Clamp	Screw	Wrench	Stock		Order Number	Price (RMB)
	w	b	h	L	L1	h1	f					R	L		
CTGFR/L1010F-16	0.33-2.5	10	10	80	18.5	10	12	TGF32R/L	HL1808	M4×7 ML0520	T15 L2.5	●	●	255100	220
1212H-16	0.33-2.5	12	12	100	18.5	12	16					●	●	255102	200
1616H-16	0.33-2.5	16	16	100	18.5	16	20					●	●	255104	180
2020K-16	0.33-2.5	20	20	125	20	20	25					●	●	255106	220
2525M-16	0.33-2.5	25	25	150	20	25	32					●	●	255108	260
Without Offset															
CTGFR/L0808H-16F	0.33-2.5	8	8	100	18.5	8	8	TGF32R/L	HL1808	M4×7 ML0520	T15 L2.5	●	●	255110	260
1010K-16F	0.33-2.5	10	10	125	18.5	10	10					●	●	255112	220
1212K-16F	0.33-2.5	12	12	125	18.5	12	12					●	●	255114	200
1212M-16F	0.33-2.5	12	12	150	18.5	12	12					●	●	255116	200
1616K-16F	0.33-2.5	16	16	150	18.5	16	16					●	●	255118	180
CTGFSR/L Type															
CTGFSR/L1616H-16	0.33-2.5	16	16	100	18.5	16	20	TGF32R/L	HL1808	M4×7 ML0520	T15 L2.5	●	●	255120	200
2020K-16	0.33-2.5	20	20	125	20	20	25					●	●	255122	230
2525M-16	0.33-2.5	25	25	150	20	25	32					●	●	255124	260



SGBR/L Type
/SGBSR/L

Insert :
A26-A28
Parts: P01



Ordering code	Dimensions							Insert	Screw	Wrench	Stock		Order Number	Price (RMB)	
	w	b	h	L	L1	h1	f				R	L			
SGBR/L 1616H32	0.33-2.5	16	16	100	22	16	20	GBA32R/L	M4×10	T15	●	●	255200	140	
2020K32	0.33-2.5	20	20	125	26	20	25				●	●	255202	160	
2525M32	0.33-2.5	25	25	150	26	25	32				●	●	255204	200	
SGBR/L 2020K43	1.25-4.5	20	20	125	26	20	25	GBA43R/L125-450 GBA43R/L125-185 GBA43R/L200-280 GBA43R/L300-450 GBA43R/L125-450	M5×12	T20	●	●	255206	160	
2020K43-1	1.25-1.85	20	20	125	26	20	25				●	●	255208	160	
2020K43-2	2.0-2.8	20	20	125	26	20	25				●	●	255210	160	
2020K43-3	3.0-4.5	20	20	125	26	20	25				●	●	255212	160	
SGBR/L 2525M43	1.25-4.5	25	25	150	26	25	32				GBA43R/L125-185 GBA43R/L200-280 GBA43R/L300-450	M5×12	T20	●	●
2525M43-1	1.25-1.85	25	25	150	26	25	32	●	●	255216				200	
2525M43-2	2.0-2.8	25	25	150	26	25	32	●	●	255218				200	
2525M43-3	3.0-4.5	25	25	150	26	25	32	●	●	255220				200	
SGBSR/L Type															
SGBSR/L 1616H32	0.5-2.5	16	16	100	22	16	20	GBA32R/L	M4×10	T15	●	●	255222	180	
2020K32	0.5-2.5	20	20	125	26	20	25				●	●	255224	200	
2525M32	0.5-2.5	25	25	150	26	25	32				●	●	255226	260	
SGBSR/L 2020K43	1.25-4.5	20	20	125	26	20	25	GBA43R/L125-450	M5×12	T20	●	●	255228	200	
2525M43	1.25-4.5	25	25	150	26	25	32				●	●	255230	260	

KTGFR/L Type

Insert : A26-A28
Parts: P01

Ordering code	Dimensions							Insert	Screw	Wrench	Stock		Order Number	Price (RMB)	
	w	b	h	L	L1	h1	f				R	L			
KTGFR/L1010F-16	0.33-2.5	10	10	80	18.5	10	12	TGF32R/L	M4×7	T15	●	●	255300	180	
1212H-16	0.33-2.5	12	12	100	18.5	12	16				●	●	255302	160	
1616H-16	0.33-2.5	16	16	100	18.5	16	20				●	●	255304	140	
2020K-16	0.33-2.5	20	20	125	20	20	25				●	●	255306	160	
2525M-16	0.33-2.5	25	25	150	20	25	32				●	●	255308	200	
Without Offset															
KTGFR/L0808H-16F	0.33-2.5	8	8	100	18.5	8	8	TGF32R/L	M4×7	T15	●	●	255310	200	
1010K-16F	0.33-2.5	10	10	125	18.5	10	10				●	●	255312	180	
1212K-16F	0.33-2.5	12	12	125	18.5	12	12				●	●	255314	160	
1212M-16F	0.33-2.5	12	12	150	18.5	12	12				●	●	255316	160	
1616K-16F	0.33-2.5	16	16	150	18.5	16	16				●	●	255318	160	
KTGFSR/L Type															
KTGFSR/L1616H-16	0.33-2.5	16	16	100	18.5	16	20	TGF32R/L	M4×7	T15	●	●	255320	200	
2020K-16	0.33-2.5	20	20	125	20	20	25				●	●	255322	230	
2525M-16	0.33-2.5	25	25	150	20	25	32				●	●	255324	260	



JSTGR


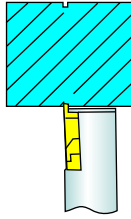
Insert : A28
Parts: P01

JSTGR/L 1010K3	0.33-3.0	10	10	125	18.5	10	10	JTGR/L3	M4×7	T15	●	●	255326	220
1212K3	0.33-3.0	12	12	125	18.5	12	12				●	●	255328	200
1616K3	0.33-3.0	16	16	125	18.5	16	16				●	●	255330	180

NTK Type

■ GTTR/L Type

Insert : A27
 Parts: P01
External Shallow Grooving Toolholders


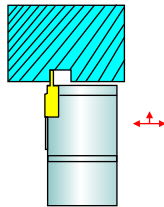


Ordering code	Dimensions							Insert	Screw	Wrench	Stock		Order Number	Price (RMB)
	w	b	h	L	Tmax	h1	f				R	L		
GTTR/L 08F00	0.33-3.0	8	8	80	3	8	8	GTM.32R/L..	M4×10	T15	●	●	255400	200
10F00	0.33-3.0	10	10	80	3	10	10				●	●	255402	200
12F00	0.33-3.0	12	12	100	3	12	12				●	●	255404	180
16F00	0.33-3.0	16	16	100	3	16	16				●	●	255406	180
20F00	0.33-3.0	20	20	120	3	20	20				●	●	255408	200
25F00	0.33-3.0	25	25	150	3	25	25				●	●	255410	250

■ PCHR/L Type

External Shallow Grooving Toolholders

Insert : Inquiry
 Parts: P01


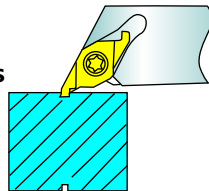


Ordering code	Dimensions					Insert	Screw	Wrench	Stock		Order Number	Price (RMB)
	b	h	L	h1	f				R	L		
PCHR/L 16-24	16	16	100	26	16.6	PENTA24N239J015	M4.5×10	T20	●	●	255500	500
16-20	20	20	125	26	20.6				●	●	255502	500
16-25	25	25	150	26	25.5				●	●	255504	500

■ SFVCR/L Type

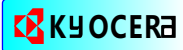
External Shallow Grooving Toolholders

Insert : Inquiry
 Parts: P01



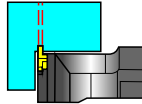
Ordering code	Dimensions					Insert	Screw	Wrench	Stock		Order Number	Price (RMB)
	b	h	L	h1	f				R	L		
SFVCR/L 2020K16	20	20	125	20	25	VC1604..	M4×10	T15	●	●	255600	300
2525M16	25	25	150	25	32				●	●	255602	400

S-KTGF Type

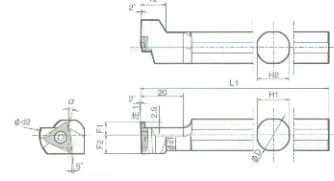


External Grooving

Insert : A25-A28
Parts : P01



S-KTGF
Sleeve Arbor



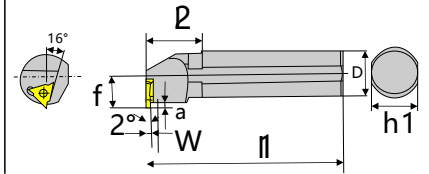
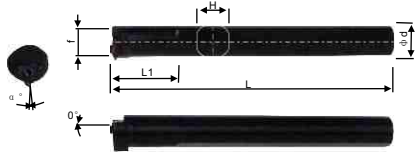
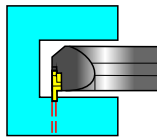
Ordering code	Dimensions							Insert	Screw	Wrench	Stock		Order Number	Price (RMB)
	D	L1	F1	F2	d1	d2	H1=H2				R	L		
S12M-KTGFL16	12.0	80	6	9	11.0	27	11	TGF32R	M4×7	T15	○	○	256100	180
S14H-KTGFL16	14.0	100	6	9	13.0	27	13				○	○	256102	220
S15F-KTGFL16	15.875	85	6	9	14.6	27	15				○	○	256104	220
S16F-KTGFL16	16.0	85	6	9	14.6	27	15				○	○	256106	220
S19G-KTGFL16	19.05	90	6	10.5	17.6	27	17				○	○	256108	260
S19K-KTGFL16	19.05	120	6	10.5	17.6	27	17				○	○	256110	260
S20G-KTGFL16	20.0	90	6	11.0	18.6	27	18				○	○	256112	260
S20K-KTGFL16	20.0	120	6	11.0	18.6	27	18				○	○	256114	260
S25.0H-KTGFL16	25.0	100	6	14.0	23.6	32	23				○	○	256116	280
S25K-KTGFL16	25.4	120	6	14.0	23.6	32	23				○	○	256118	280

Grooving Type



Internal Grooving

Insert : A27
Parts : P01

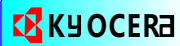


Ordering code	Dimensions							Insert	Screw	Wrench	Stock		Order Number	Price (RMB)
	D	ll	ρ	f	d	h1	a				R	L		
GWCI R/L 325	25	200	30	17.5	25	23	2.5	TGAL/R 3	M4×9	T15	●	●	256200	460
GWCI R/L 432	32	250	30	23	32	30	3.0	TGAL/R 4	M5×12	T20	●	●	256202	600



Insert : A28
Parts : P01

S25R-SGTR/L 16	25	200	30	17.5	25	23	2.5	GBL/R32	M4×9	T15	●	●	256300	460
S32T-SGTR/L 22	32	250	30	23	32	30	3.0	GBL/R43	M5×12	T20	●	●	256302	600



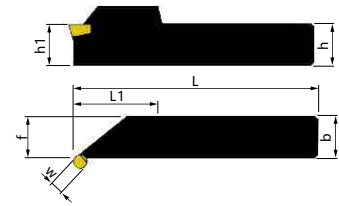
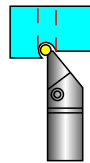

Insert : A25-A28
Parts : P01

S20R-STGFR/L 32	20	200	30	14.5	20	19	2.5	TGFL/R 32	M4×9	T15	●	●	256400	460
S25S-STGFR/L 32	25	250	30	17.5	25	23	2.5	TGFL/R 32	M4×9	T15	●	●	256402	460
S32T-STGFR/L 43	32	300	30	23	32	30	3.0	TGFL/R 43	M5×12	T20	●	●	256404	600

SMR□□L Type

External Grooving

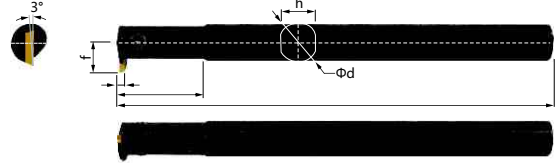
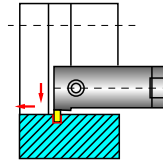
Insert : A35
Parts : P01



Ordering code	Dimensions							Insert	Screw	Wrench	Stock		Order Number	Price (RMB)
	b	h	L	L1	h1	f	Tmax				R	L		
SMR1616R/L-2	16	16	100	26	16	18	2	MRMN200	M5×20	L4	●	●	256500	180
SMR1616R/L-3	20	20	100	30	16	19	3	MRMN300			●	●	256502	180
SMR2020R/L-3	20	20	125	30	20	23	3	MRMN300	M6×22	L5	●	●	256504	220
SMR2525R/L-3	25	25	150	30	25	28	3	MRMN300			●	●	256506	260
SMR3232R/L-3	32	32	170	30	32	35	3	MRMN300			●	●	256508	360
SMR2020R/L-4	20	20	125	30	20	24	3	MRMN400			●	●	256510	220
SMR2525R/L-4	25	25	150	30	25	29	3	MRMN400			●	●	256512	260
SMR3232R/L-4	32	32	170	30	32	36	3	MRMN400			●	●	256514	360
SMR2020R/L-5	20	20	125	30	20	25	4	MRMN500			●	●	256516	220
SMR2525R/L-5	25	25	150	30	25	30	4	MRMN500			●	●	256518	260
SMR3232R/L-5	32	32	170	30	32	37	4	MRMN500			●	●	256520	360
SMR2525R/L-6	25	25	150	30	25	31	4	MRMN600			●	●	256522	260
SMR3232R/L-6	32	32	170	30	32	38	4	MRMN600			●	●	256524	360
SMR2525R/L-8	25	25	150	30	25	33	5	MRMN800			●	●	256526	260
SMR3232R/L-8	32	32	170	30	32	40	5	MRMN800	●	●	256528	360		

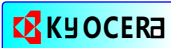
Internal Grooving Toolholders

MGIVR/L Type



Insert : A35
Parts: P01

Ordering code	Dimensions							Insert	Screw	Wrench	Stock		Order Number	Price (RMB)
	w	T-max	Φd	f	L	L1	h				R	L		
MGIVR/L 2016-1.5	1.5	3.5	16	12.4	180	35	14.8	MGMN150	M4×15	L3	●	●	256600	260
2520-1.5	1.5	3.5	20	14	200	45	18.4				●	●	256602	320
2925-1.5	1.5	3.5	25	17.25	250	45	23.4				●	●	256604	360
MGIVR/L 2016-2	2	4.5	16	12.4	180	35	14.8	MGMN200	M4×15	L3	●	●	256606	220
2520-2	2	4.5	20	14	200	45	18.4				●	●	256608	260
2925-2	2	4.5	25	17.25	250	45	23.4				●	●	256610	280
MGIVR/L 2016-2.5	2.5	4.5	16	12.4	180	35	14.8	MGMN250	M4×15	L3	●	●	256612	260
2520-2.5	2.5	4.5	20	15.6	200	45	18.4				●	●	256614	320
2925-2.5	2.5	4.5	25	18.9	250	45	23.4				●	●	256616	360
MGIVR/L 2016-3	3	5	16	14.5	180	35	14.8	MGMN300 MRMN300	M4×15	L3	●	●	256618	220
2316-3	3	6	16	15.6	180	35	14.8				●	●	256620	220
2520-3	3	6	20	15.6	200	45	18.4				●	●	256622	260
3125-3	3	6	25	18.9	250	45	23.4				●	●	256624	280
3732-3	3	6	32	21.5	300	45	30				●	●	256626	460
MGIVR/L 2520-4	4	6	20	15.6	200	45	18.4	MGMN400 MRMN400	M5×20	L4	●	●	256628	260
3125-4	4	6	25	18.9	250	45	23.4				●	●	256630	280
3732-4	4	6	32	21.5	300	65	30				●	●	256632	460
MGIVR/L 3125-5	5	8	25	19.4	250	45	23.4	MGMN500 MRMN500	M5×20	L4	●	●	256634	280
3732-5	5	8	32	21.5	300	65	30				●	●	256636	460
MGIVR/L 3125-6	6	8	25	19.4	250	45	23.4	MGMN600 MRMN600	M6×25	L5	●	●	256638	380
3732-6	6	8	32	21.5	300	65	30				●	●	256640	590
MGIVR/L 3732-8	8	10	32	23.5	300	65	30	MGMN800 MRMN800	M6×25	L5	●	●	256642	600
4540-8	8	10	40	27.2	350	70	38				●	●	256644	820



Insert : A36
Parts: P01

KIGM R/L2016B-3V	3	5.5	16	11.5	150	25	15	GMM30, GMG30	M4×15	L3	●	●	256700	280
2520B-3V	3	6.0	20	14.5	180	32	18				●	●	256702	460
3225B-3V	3	8.0	25	19	200	40	23				●	●	256704	590
KIGM R/L3225B-4V	4	8.5	25	19	180	40	23	GMM40,GMG40 GMM50, GMG50	M6×25	L5	●	●	256706	460
4032B-4V	4	11.0	32	23.5	200	50	29				●	●	256708	590



Insert : A36
Parts: P01

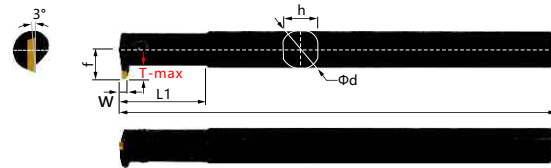
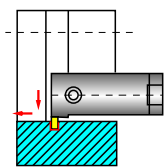
TTIR/L 16-2C	2	8.5	16	16.5	125	-	15	TDC2 TSC2 TDJ2	M4×15	L3	●	●	256800	320
20-2C	2	6.0	20	15.8	160	40	18				●	●	256802	360
25-2C	2	5.0	25	17.5	200	40	23				●	●	256804	460
TTIR/L 20-3C	3	6.0	20	15.8	160	40	18	TDC3 TSC3 TDJ3 TDXU3 TDT3	M5×20	L4	●	●	256806	360
25-3C	3	5.1	25	17.5	200	40	23				●	●	256808	460
32-3C	3	4.7	32	19.8	250	60	30				●	●	256810	590
TTIR/L 25-3C-T8	3	8	25	21.5	200	40	23				●	●	256812	380
32-3C-T10	3	10	32	27	250	60	30				●	●	256814	480
40-3C-T12	3	12	40	33	300	65	38	●	●	256816	620			
TTIR/L 20-4C	4	6.0	20	15.8	160	40	18	TDC4, TSC4 TDJ4, TDXU4 TDT4	M5×20	L4	●	●	256818	360
25-4C	4	5.2	25	17.5	200	40	23				●	●	256820	460
32-4C	4	4.7	32	20.8	250	60	30				●	●	256822	590
TTIR/L 25-4C-T8	4	8	25	21.5	200	40	23				●	●	256824	480
32-4C-T10	4	10	32	27	250	60	30				●	●	256826	620
40-4C-T12	4	12	40	33	300	65	38	●	●	256828	800			
50-4C-T14	4	14	50	40	350	70	48	●	●	256830	1350			
TTIR/L 25-5C	5	5.2	25	17.3	200	40	23	TDC5, TSC5, TDJ5 TDXU5, TDT5	M6×25	L5	●	●	256832	460
32-5C	5	4.7	32	20.8	250	60	30				●	●	256834	590
TTIR/L 32-5C-T10	5	10	32	27	250	60	30				●	●	256836	620
40-5C-T12	5	12	40	33	300	65	38				●	●	256838	680
50-5C-T14	5	14	50	40	350	70	48				●	●	256840	1350
TTIR/L 32-6C	6	4.7	32	20.8	250	60	30	TDC6, TSC6, TDJ6 TDXU6, TDT6	M6×25	L5	●	●	256842	590
TTIR/L 32-6C-T10	6	10	32	27	250	60	30				●	●	256844	620
40-6C-T12	6	12	40	33	300	65	38				●	●	256846	680
50-6C-T14	6	14	50	40	350	70	48				●	●	256848	1350
TTIR/L 32-8C	8	5.5	32	21.3	250	60	30				TDC8, TSC8 TDXU8, TDT8	M6×25	L5	●
40-8C	8	5.8	40	25.8	300	65	38	●	●	256852				760

ZCC Internal Grooving Toolholders

■ Q.DR/L Type

外径槽刀

Insert: Inquiry
Parts: P01



Type Ordering code	Dimensions							Insert	Screw	Wrench	Stock		Order Number	Price (RMB)
	φd	L	f	w	T-max	L1	Min				R	L		
C20Q-QEDR/L05-27	20	180	15.2	2.5	5	40	27	ZTED025..	M4X12	L3	●	●	257100	260
C25R-QEDR/L07-33	25	200	20.3	2.5	7	45	33	ZRED025..	M5X16	L4	●	●	257102	330
C32S-QEDR/L09-42	32	250	25.3	2.5	9	58	42		M5X20	L4	●	●	257104	440
C20Q-QFDR/L05-27	20	180	15.2	3	5	40	27	ZTFD03..	M4X12	L3	●	●	257106	260
C25R-QFDR/L07-33	25	200	20.3	3	7	45	33	ZRFD03..	M5X16	L4	●	●	257108	330
C32S-QFDR/L09-42	32	250	25.3	3	9	58	42		M5X20	L4	●	●	257110	440
C25R-QGDR/L08-35	25	200	21.5	4	8	45	35	ZTGD04..	M5X16	L4	●	●	257112	330
C32S-QGDR/L11-44	32	250	27.5	4	11	58	44	ZRGD04..	M6X20	L5	●	●	257114	440
C40T-QGDR/L13-54	40	300	33.5	4	13	72	54		M6X20	L5	●	●	257116	660
C25R-QHDR/L08-35	25	200	21.5	5	8	45	35	ZTHD05..	M5X16	L4	●	●	257118	330
C32S-QHDR/L11-44	32	250	27.5	5	11	58	44	ZRHD05..	M6X20	L5	●	●	257120	440
C40T-QHDR/L13-54	40	300	33.5	5	13	72	54		M6X20	L5	●	●	257122	660
C25R-QKDR/L08-35	25	200	21.5	6	8	45	35	ZTKD06..	M5X16	L4	●	●	257124	330
C32S-QKDR/L11-44	32	250	27.5	6	11	58	44	ZRKD06..	M6X20	L5	●	●	257126	440
C40T-QKDR/L13-54	40	300	33.5	6	13	72	54		M6X20	L5	●	●	257128	660

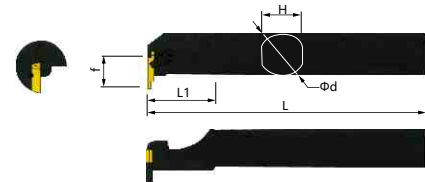
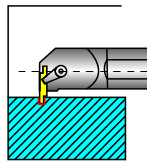


Internal Grooving Toolholders

■ CGWR/L Type

外径槽刀

Insert: Inquiry
Parts: P01

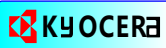


Type Ordering code	Dimensions						Insert	Clamp	Screw	Wrench	Stock		Order Number	Price (RMB)
	w	Φd	f	L	L1	h					R	L		
S16Q-CGWR/L3	1.1-3.0	16	11	180	16	14.8	GW110-300R/L	HL1810	ML0520	L2.5	●	●	257200	220
S20R-CGWR/L3	1.1-3.0	20	13.5	200	22	18.4					●	●	257202	260
S25S-CGWR/L3	1.1-3.0	25	17	250	22	23.4					●	●	257204	280
S32T-CGWR/L3	1.1-3.0	32	21.5	300	32	30					●	●	257206	460
S40U-CGWR/L3	1.1-3.0	40	27	250	32	38	GW315-500R/L	HL1810	ML0520	L2.5	●	●	257208	680
S25S-CGWR/L5	3.15-5.0	25	17	250	22	23.4					●	●	257210	280
S32T-CGWR/L5	3.15-5.0	32	21.6	300	32	30					●	●	257212	460
S40U-CGWR/L5	3.15-5.0	40	27	350	32	38					●	●	257214	680
S32T-CGWR/L8	6.0-8.0	32	21.5	300	32	30	GW600-800R/L	HL1810	ML0520	L2.5	●	●	257216	460
S40U-CGWR/L8	6.0-8.0	40	27	350	32	38					●	●	257218	680



Insert: A35
Parts: P01

FCDG 4120R/L 3M	3	20	13	180	32	18	DGM30CT	HL1810	ML0520	L2.5	●	●	257300	320
4125R/L 3M	3	25	17	200	40	23					●	●	257302	380
4132R/L 3M	3	32	22	250	50	30					●	●	257304	540
FCDG 4120R/L 4M	4	20	13	180	32	18	DGM40CT DGJ40SN	HL1810	ML0520	L2.5	●	●	257306	320
4125R/L 4M	4	25	17	200	40	23					●	●	257308	380
4132R/L 4M	4	32	22	250	50	30					●	●	257310	540



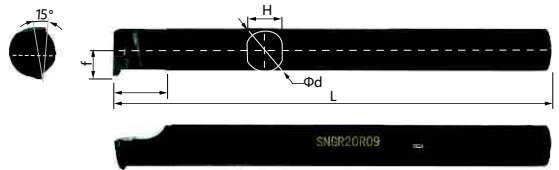
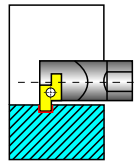
Insert: A37
Parts: P01

GVR/L 1216-1SS	T2.2	16	6.0	150	20	15	GVR/L	HL1810A	MA	LA	●	●	257400	260
1420-1S	T2.2	20	7.0	150	24	19		HL1810B	MB	LB	●	●	257402	260
1620-1A	T2.2	20	8.0	160	28	19		●	●	257404	260			
2025-1B	T2.8	25	10.0	180	35	23		●	●	257406	320			
2025-2B	T3.2	25	10.0	180	35	23		●	●	257408	460			
2532-1C	T4.5	32	12.5	200	43	30		HL1810C	MC	LC	●	●	257410	520
3232-1C	T4.5	32	16.0	220	52	30					●	●	257412	520
4032-1C	T4.5	32	21.0	250	43	30					●	●	257414	560
2532-2C	T5.5	32	12.5	200	43	30					●	●	257416	520
3232-2C	T5.5	32	16.0	220	52	30					●	●	257418	560
4032-2C	T5.5	32	22.2	250	43	30					●	●	257420	560

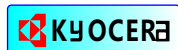
■ SNGR/L Type

Internal Grooving
Toolholders

Insert: A37
Parts: P01



Type Ordering code	Dimensions						Insert	Screw	Wrench	Stock		Order Number	Price (RMB)
	Tmax	Φd	F	L1	L	H				R	L		
S08H-SNGR/L06	2	8	4.7	15	100	7	6GR/L	M2.2×4	T7	●	●	257500	160
S08H-SNGR/L07	2	8	5.8	15	100	7	7GR/L			●	●	257502	160
S10K-SNGR/L07	2	10	6.8	15	125	8	●			●	257504	160	
S10K-SNGR/L08	3.5	10	7.6	20	125	8	8GR/L	M2.5×6	T8	●	●	257506	160
S12M-SNGR/L08	3.5	12	8.6	20	150	11	●			●	257508	180	
S16Q-SNGR/L09	3.5	16	11.6	20	180	14.8	9GR/L			●	●	257510	220
S20R-SNGR/L09	3.5	20	13.6	20	200	18.4	●			●	257512	260	



Insert: A37
Parts: P01

SIGE R/L 0808A-EH	1.5	8	4.8	20	100	7.2	GER/L100-005A-200-010A GER/L100-005AR-200-010AR	M2.0×4.5	T6	●	●	257600	220
1010B-EH	2.2	10	6.2	25	125	9	GER/L100-005B-200-010B GER/L100-005BR-200-010BR	M2.2×4	T7	●	●	257602	220
1210B-EH	2.2	10	7	30	125	9				●	●	257604	220
SIGE R/L 1412C-EH	2.5	12	8	33	150	11.4				GER/L100-005C-200-010C GER/L100-005CM-200-010CM GER/L100-005CR-200-010CR	M2.5×6	T8	●
1612C-EH	2.5	12	8.5	20	150	11.4	●	●	257608				260
1616C-EH	2.5	16	9	36	160	15	●	●	257610				260
SIGE R/L 2020D-EH	4.5	20	12.1	40	180	19	GER/L100-005D-200-010D GER/L100-005DM-200-010DM GER/L100-005DR-200-010DR	M3.0×8	T10	●	●	257612	280
SIGE R/L 2525E-EH	6.5	25	15.6	45	200	24	GER/L100-005E-500-020E GER/L150-010EM-500-020EM	M4.0×8	T15	●	●	257614	280
3232E-EH	6.5	32	19	55	220	30.4				●	●	257616	360
4032E-EH	6.5	32	23	45	250	30.4				●	●	257618	460