

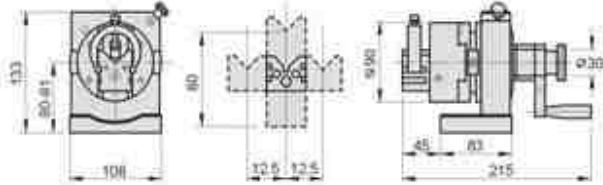
### 5110 PUNCH FORMER

PFA



¥9200

main parameter  
Center height..... 80~81mm  
V groove clamping diameter..... 4~30mm  
V block adjustment..... 25mm  
Sliding plate lateral movement..... ±12.5mm  
Number and precision of indexing disk..... 24, 15°±5°  
Max wheel diameter..... 200mm  
Dressing wheel radius  
Convex arc..... R48mm  
Concave arc..... R100mm



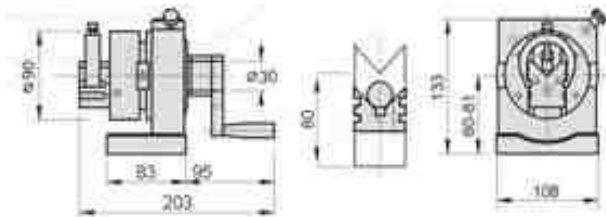
### 5115 PUNCH FORMER PFB

PFB

¥6900



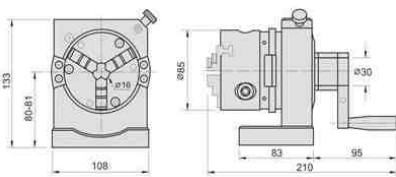
5115-01  
PFB1



### 5120 3-JAWS PUNCH FORMER

PFC

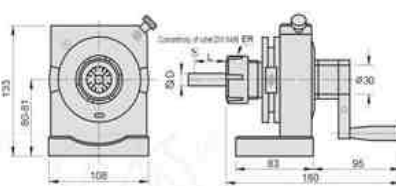
¥8280



### 5125 ER COLLET PUNCH FORMER

PFD

¥9200

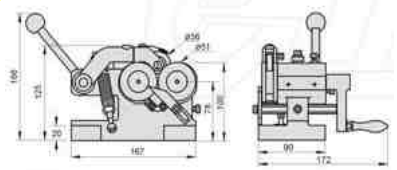


Order NO.	Model	Collet Size	Price
5125-16	PFD	1, 2, 3, 4, 6, 8	7765
5125-32		4, 6, 8, 10, 12, 16, 20	7765
5125-40		6, 8, 10, 12, 16, 20, 25	8595

### 5145 PUNCH GRINDER

PGA

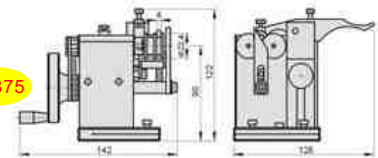
¥2050



### 5150 PUNCH GRINDER

PGAS

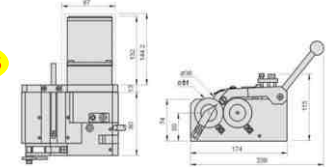
¥2875



### 5155 MOTOR PUNCH GRINDER

PGAM

¥6615

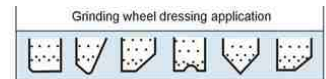
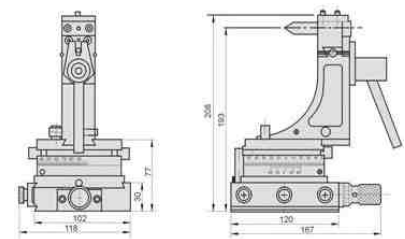


Order NO.	Model	Volts
5125-16	PFD	1, 2, 3, 4, 6, 8
5125-32		4, 6, 8, 10, 12, 16, 20
5125-40		6, 8, 10, 12, 16, 20, 25

### 5210 UNIVERSAL WHEEL DRESSER

WD165

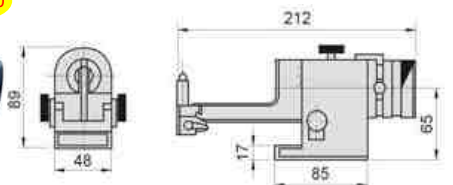
¥4890



### 5230 VISUAL RADIUS ANGLE DRESSER

KT50

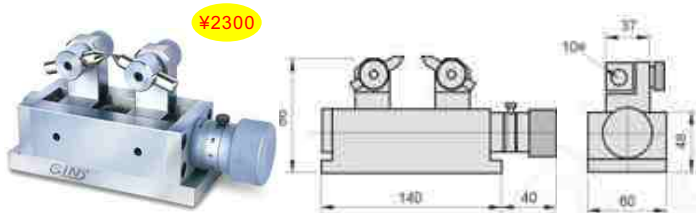
¥5750



## 5235

### PRECISION DUPLEX DRESSER

DF60

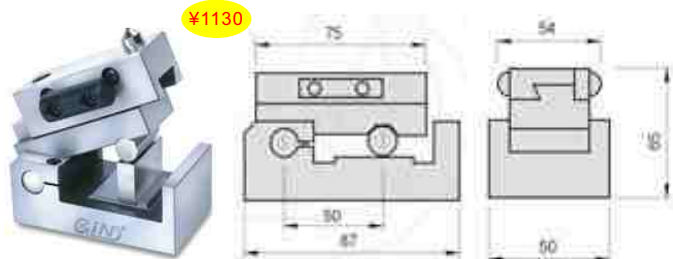


¥2300

## 5240

### ANGLE SINE DRESSER

AP50

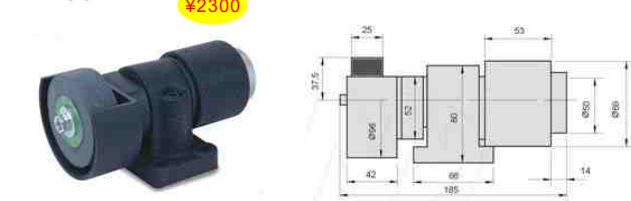


¥1130

## 5250

### DIAMOND CBN FLAT WHEEL TRUER

DT100



¥2300

## 5255

### MOTORISED DIAMOND CBN FLAT WHEEL TRUER

DTM100

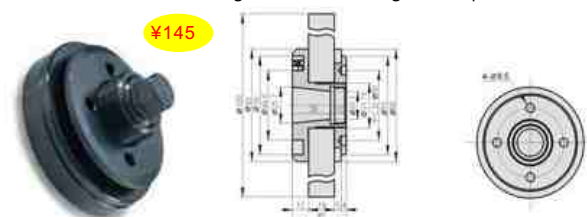


Order NO.	Model	Volts	Price
5255-110	DTM100	110V 1Phase	3740
5255-220	DTM100	220V 1Phase	3740

## 5310

### FLANGE

F250 flange used in Jiande grinder spindle

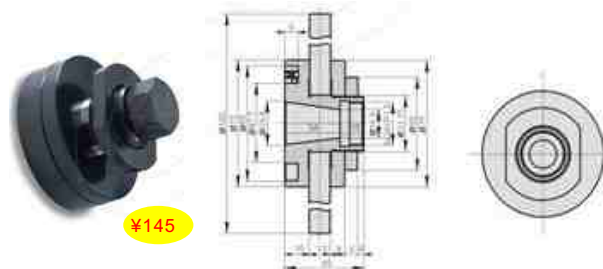


¥145

## 5312

### FLANGE

F350 flange used in Datong grinder series machine tool spindle



¥145

## 5410

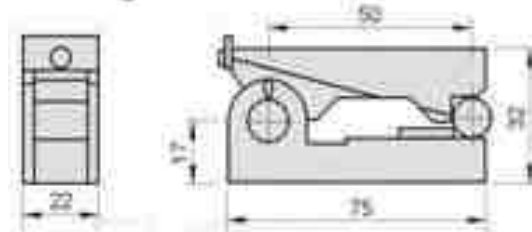
### MAGNETIC SINE BAR

SB50



¥1200

Precision material  
Parallelism: less than 0.002mm  
Right angle: less than 0.005mm  
Biaxial accuracy: +0.002  
Material: YK-30



## 5415

### SINE BAR

S100

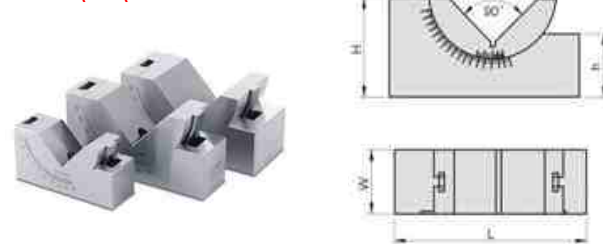


¥480

## 5420

### ADJUSTABLE ANGLE PLATES

AP25\30\46

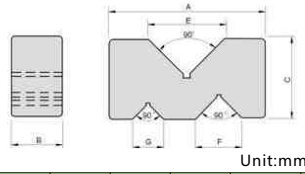


Unit:mm

Order No.	Model	L	W	H	h	N.W.(Kg)	Price
5420-25	AP25	75	25	36	25	0.5	780
5420-30	AP30	102	30	49	30	1.0	900
5420-46	AP46	102	46	49	30	1.5	1020

### 5425 VEE BLOCKS

A2-6



Unit:mm

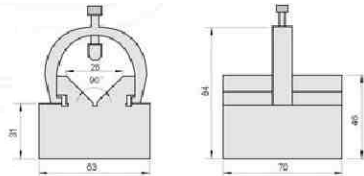
Order No.	Model	A	B	C	E	F	G	N.W.	Price
5425-02	A2	50	19	24	24	17	13	0.26kg	420
5425-03	A3	75	24	35	37	24	16	0.8kg	540
5425-04	A4	100	33	52	50	30	20	2.5kg	780
5425-05	A5	125	44	69	63	37	26	5kg	1255
5425-06	A6	150	50	80	75	45	30	7.8kg	1855

### 5430 A PAIR OF V BLOCKS

PV100

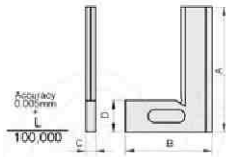
Clamping range :  $\phi 2-\phi 20$

¥940



### 5440 HARDENED STEEL SQUARES

H304, 306, 308, 310, 312



Unit:mm

Order No.	Model	A	B	C	D	N.W.	Price
5440-04	H304	100	70	5	22	0.2kg	325
5440-06	H306	150	100	7	30	0.4kg	440
5440-08	H308	200	130	8	33	0.6kg	525
5440-10	H310	250	165	10	38	1.3kg	735
5440-12	H312	300	200	10	40	1.6kg	855

### 5455 PRECISION PARALLELS SET

P85

Unit:mm



¥820

Model	W×H×L×PCS
P85	8.5×14×150×2
	8.5×16×150×2
	8.5×20×150×2
	8.5×24×150×2
	8.5×30×150×2
	8.5×32×150×2
	8.5×36×150×2
	8.5×40×150×2
8.5×44×150×2	

### 5460

#### PRECISION PARALLELS SET

P100

¥1170

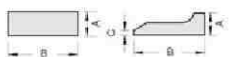


Unit:mm

Body Size
A×B×L×PCS
5×16×100×2
6×18×100×2
8×24×100×2
10×30×100×2
12×36×150×2
14×48×150×2
18×60×150×2
22×362×150×2

Unit:mm

Clamp Size
A×B×C×L×PCS
15×31×2.5×200×2



### 5462

#### PRECISION PARALLELS SET

P150

¥1400

Unit:mm

Unit:mm



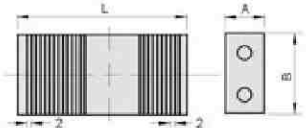
W×H×L×PCS
10×14×150×2
10×16×150×2
10×18×150×2
10×20×150×2
10×22×150×2
10×24×150×2
10×26×150×2

W×H×L×PCS
10×28×150×2
10×30×150×2
10×32×150×2
10×35×150×2
10×40×150×2
10×45×150×2
10×50×150×2

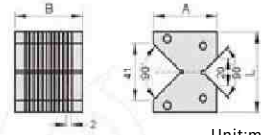
### 5465

#### MAGNETIC INDUCTION BLOCK

GT1



GT2



Unit:mm

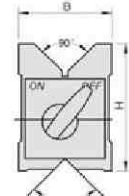
Order No.	Model	A×B×L×PCS	N.W.	Price
5465-10	GT1	25×50×100-2PCS	2.2kg	680
5465-20	GT2	46×49×58-2PCS	2kg	765

### 5470

#### MAGNETIC V-BLOCK

GVH2

GVH1

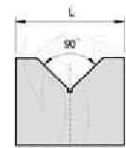


Unit:mm

Order No.	Model	Holding Power		Dimension			N.W.	Price
		Round	Surface	B	H	Length		
5470-10	GVH1	55kgf	70kgf	56	72	80	2kg	2015
5470-20	GVH2	90kgf	110kgf	76	100	115	5.5kg	3165

### 5475

#### MAGNETIC V-BLOCK



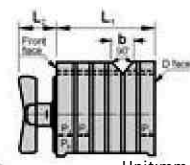
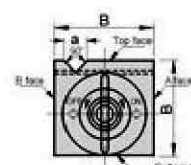
Unit:mm

Order No.	Model	Holding Power	Applicable Diameter	Dimension			N.W.	Price
				B	L	H		
5475-30	GVH30	15kgf	$\phi 50$	40	70	50	2kg	3400
5475-40	GVH40	20kgf	$\phi 80$	50	100	80	5kg	6355

### 5480

#### MAGNETIC SQUARE & V-BLOCK

BA1, BA2



Unit:mm

Order No.	Model	Dimension							N.W.	Price	
		B	L1	H	L2	P1	P2	P3			a1b
5480-10	BA1	100±0.8	100±0.8	100±0.8	43	17	4	12	26±0.5	6.5kg	4040
5480-20	BA2	150±1.2	150±1.2	150±1.2	56	24.5	5	19	32±0.8	22kg	7555

## 5482-01

### HANDY TYPE DEMAGNETTIZER

HD123



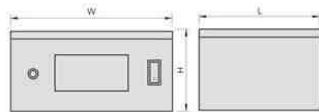
Unit:mm

Order No.	Model	POWER SOURCE	CAPACITY	DUTY CYCLE	L	W	H	N.W.	Price
5482-01-110	HD123	AC 110V	110VA	90%	128	83	83	1.8kg	1095
5482-01-220	HD123	AC 220V	110VA	90%	128	83	83	1.8kg	1095

## 5482-02

### STANDARD TYPE DEMAGNETIZER

HD200



Unit:mm

Order No.	Model	POWER SOURCE	CAPACITY	DUTY CYCLE	L	W	H	N.W.	Price
5482-02-110	HD200	AC 110V	330VA	100%	150	200	100	7.5kg	2285
5482-02-220	HD200	AC 220V	330VA	100%	150	200	100	7.5kg	2285

## 5491

### HIGH SPEED STEEL PIN GAUGE




EACH 0.01mm FOR ONE STEP SIZE

Unit:mm

Order No.	Model	Nominal Dimension EACH 0.01mm FOR 1Pcs	Total Blocks	Weight(kg)	Price
5491-0510	GB0510E	0.50,051,0.52~1.00	51	1.11	3300
5491-1015	GB1015E	1.00,1.01,1.02~1.50	51	1.13	2970
5491-1520	GB1520E	1.50,1.51,1.52~2.00	51	1.15	2970
5491-2025	GB2025E	2.00,2.01,2.02~2.50	51	1.19	2970
5491-2530	GB2530E	2.50,2.51,2.25~3.00	51	1.23	2970
5491-3035	GB3035E	3.00,3.01,3.02~3.50	51	1.27	2970
5491-3540	GB3540E	3.50,3.51,3.52~4.00	51	1.33	2970
5491-4045	GB4045E	4.00,4.01,4.02~4.50	51	1.39	2970
5491-4550	GB4550E	4.50,4.51,4.52~5.00	51	1.47	2970
5491-5055	GB5055E	5.00,5.01,5.02~5.50	51	1.55	2970
5491-5560	GB5560E	5.50,5.51,5.52~6.00	51	1.63	2970
5491-6065	GB6065E	6.00,6.01,6.02~6.50	51	1.73	2970
5491-6570	GB6570E	6.50,6.51,6.52~7.00	51	1.83	2970
5491-7075	GB7075E	7.00,7.01,7.02~7.50	51	1.95	2970
5491-7580	GB7580E	7.50,7.51,7.52~8.00	51	2.07	2970
5491-8085	GB8085E	8.00,8.01,8.02~8.50	51	2.19	2970
5491-8590	GB8590E	8.50,8.51,8.52~9.00	51	2.33	2970
5491-9095	GB9095E	9.00,9.01,9.02~9.50	51	2.47	2970
5491-95100	GB95100E	9.50,9.51,9.52~10.00	51	2.63	2970

## 5487

### STEEL METRIC GAUGE BLOCKS



Unit:mm

Order No.	Model	Total blocks	Class	Nominal dimension(mm)	Steps (mm)	No. of blocks	N.W.	Price
5487-87-0	GB87B <sub>0</sub>	87	0	1.001-1.009	0.001	9	2.9	3580
5487-87-1	GB87B <sub>1</sub>	87	1	1.01-1.49	0.01	49		
5487-87-2	GB87B <sub>2</sub>	87	2	0.5-9.5	0.5	19		
				10-100	10	10		1945
5487-103-0	GB103B <sub>0</sub>	103	0	1.005	--	1	3.6	4790
5487-103-1	GB103B <sub>1</sub>	103	1	1.01-1.49	0.01	49		
5487-103-2	GB103B <sub>2</sub>	103	2	0.5-24.5	0.5	49		
				25-100	25	4		2245
5487-112-0	GB112B <sub>0</sub>	112	0	1.0005	--	1	3.7	5310
5487-112-1	GB112B <sub>1</sub>	112	1	1.001-1.009	0.001	9		
5487-112-2	GB112B <sub>2</sub>	112	2	1.01-1.49	0.01	49		
				0.5-24.5	0.5	49		3930
				25-100	25	4		2600

## 5489

### CARBIDE METRIC GAUGE BLOCKS



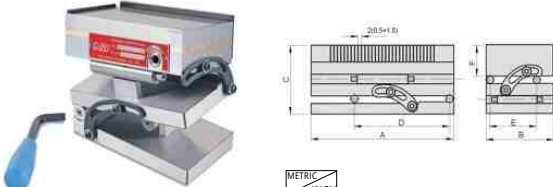
Unit:mm

Order No.	Model	Total blocks	Class	Nominal dimension(mm)	Steps (mm)	No. of blocks	N.W.	Price
5489-87-0	GB87C <sub>0</sub>	87	0	1.001-1.009	0.001	9	4.6	12505
5489-87-1	GB87C <sub>1</sub>	87	1	1.01-1.49	0.01	49		
5489-87-2	GB87C <sub>2</sub>	87	2	0.5-9.5	0.5	19		
				10-100	10	10		9115
5489-103-0	GB103C <sub>0</sub>	103	0	1.005	--	1	5.8	13630
5489-103-1	GB103C <sub>1</sub>	103	1	1.01-1.49	0.01	49		
5489-103-2	GB103C <sub>2</sub>	103	2	0.5-24.5	0.5	49		
				25-100	25	4		9800
5489-112-0	GB112C <sub>0</sub>	112	0	1.0005	--	1	6.1	14440
5489-112-1	GB112C <sub>1</sub>	112	1	1.001-1.009	0.001	9		
5489-112-2	GB112C <sub>2</sub>	112	2	1.01-1.49	0.01	49		
				0.5-24.5	0.5	49		11540
				25-100	25	4		10825



## 5512

### COMPOUND SINE LATE WITH MAGNETIC CHUCK CSPM

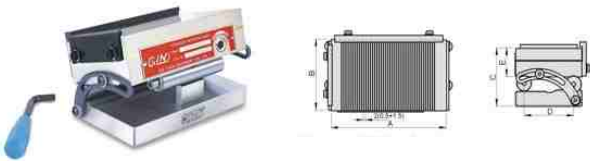


Precision : ±0.005

Order No.	Model	A	B	C	D	E	F	N.W.	Price							
5512-10	5512-15	CSP47M	175	7	100	4	122	5	100	5	75	3	47	1.85	14kg	5855
5512-20	5512-25	CSP66M	150	6	150	6	122	5	100	5	100	5	47	1.85	18kg	6435
5512-22	5512-27	CSP510M	250	10	125	5	122	5	200	8	100	4	47	1.85	24kg	7605
5512-30	5512-35	CSP612M	300	12	150	6	122	5	200	10	100	5	47	1.85	35kg	9365

## 5515

### SPS ECONOMY SINE PLYATE WITH FINE MAGNETIC CHUCK

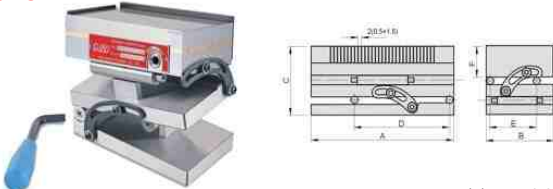


Precision : ±0.005

Order No.	Model	A	B	C	D	E	N.W.	Price						
5515-10	5515-15	SP47S	175	7	100	4	87	3.4	75	3	47	1.85	10.2kg	4975
5515-20	5515-25	SP66S	150	6	150	6	87	3.4	100	5	47	1.85	15kg	5270
5515-22	5515-27	SP510S	250	10	125	5	87	3.4	100	4	47	1.85	19kg	6435
5515-30	5515-35	SP612S	300	12	150	6	87	3.4	100	5	47	1.85	28kg	8780

## 5516

### COMPOUND SINE PLATE WITH FINE MAGNETIC CHUCK CSPS



Precision : ±0.005

Order No.	Model	A	B	C	D	E	F	N.W.	Price							
5516-10	5516-15	CSP47S	175	7	100	4	122	5	100	5	75	3	47	1.85	14kg	6435
5516-20	5516-25	CSP66S	150	6	150	6	122	5	100	5	100	5	47	1.85	18kg	7020
5516-22	5516-27	CSP510S	250	10	125	5	122	5	200	8	100	4	47	1.85	24kg	8190
5516-30	5516-35	CSP612S	300	12	150	6	122	5	200	10	100	5	47	1.85	35kg	10530

## 5520

### SINE PLATE WITH FINE MAGNETIC CHUCK MSP

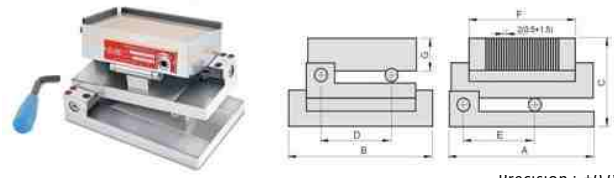


Precision : ±0.005

Order No.	Model	A	B	C	D	E	F	N.W.	Price							
5520-35	5520-351	MSP35S	175	6.8	75	3	74	3	50	2	40	1.58	130	5	6.5kg	5560
5520-47	5520-471	MSP47S	225	9	102	4	87	3.4	75	3	47	1.85	175	7	11.5kg	6435
5520-66	5520-661	MSP66S	200	8	152	6	87	3.4	100	5	47	1.85	150	6	14.8kg	7020
5520-510	5520-5101	MSP510S	300	12	127	5	87	3.4	100	4	47	1.85	250	10	20kg	7900
5520-412	5520-4121	MSP412S	350	14	102	4	87	3.4	75	3	47	1.85	300	12	19kg	9365
5520-612	5520-6121	MSP612S	350	14	152	6	87	3.4	100	5	47	1.85	300	12	28kg	10530

## 5522

### COMPOUND SINE PLATE WITH FINE MAGNETIC CHUCK CMSP



Precision : ±0.005

Order No.	Model	A	B	C	D	E	F	G	N.W.	Price								
5522-35	5522-351	CMSP35S	175	6.8	105	4	105	4	50	2	75	3	130	5	40	1.58	9.5kg	7020
5522-47	5522-471	CMSP47S	225	9	150	6	122	5	75	3	100	5	175	7	47	1.85	16.5kg	9365
5522-66	5522-661	CMSP66S	200	8	200	8	122	5	100	5	150	5	150	6	47	1.85	21.5kg	10530
5522-510	5522-5101	CMSP510S	300	12	175	7	122	5	100	4	200	10	250	10	47	1.85	28kg	11700

## 5535

### FINE ADJUSTMENT SINE PLATE WITH MAGNETIC CHUCK

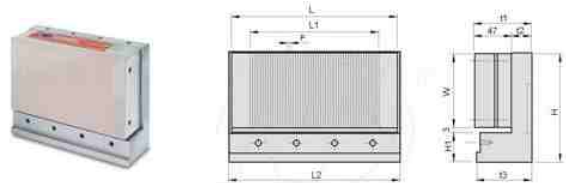


Precision : ±0.005

Order No.	Model	A	B	C	D	E	N.W.	Price
5535-35	MSP35SA	130	75	83	50	37	5.5kg	8190
5535-47	MSP47SA	175	100	92	75	41	11.5kg	9365
5535-66	MSP66SA	150	150	92	100	41	15kg	10530

## 5536

### PERMANENT MAGNETIC CHUCK (VERTICAL TYPE) MWS

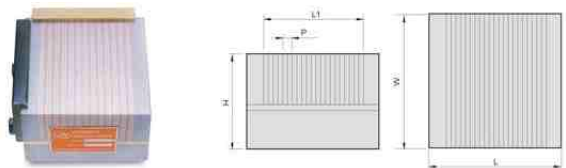


Precision : ±0.002

Order No.	Model	Top plate			Bottom plate		Thickness		Height		Pole pitch P	N.W.	Price
		W	L	L1	L2	t3	t1	t2	H	H1			
5536-307	MW307S	75	175	130	180	65	67	20	111	30	1+1	10kg	7805
5536-407	MW407S	100	175	130	180	65	67	20	136	30	1+1	13kg	10075
5536-510	MW510S	125	250	205	255	65	67	20	161	30	1+1	23kg	13000

## 5537

### PERMANENT MAGNETIC CHUCK (FOR HARD ALLOY MATERIAL) MTH

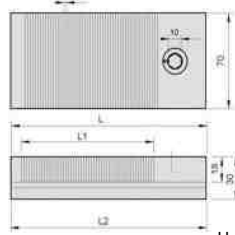


Precision : ±0.005

Order No.	Model	Nominal Dimension	Top plate			Pole pitch P	Height H	N.W.	Price
			W	L	L1				
5537-404	MT404H	105x105	105	105	69	6(1+1)+(1+3)	60	5.2kg	10800
5537-407	MT407H	105x180	105	180	145	6(1+1)+(1+3)	60	9.0kg	19210

## 5539

### SUPER THIN TYPE PERMANENT MAGNETIC CHUCK MTS



Precision : ±0.005

Unit:mm

Order No.	Model	Nominal Dimension	Top plate L	Top plate L1	Pole pitch P	Bottom plate L2	N.W.	Price
5539-305	MT305S	70×130	130	77	1.4(0.4+1)	130	2.2kg	5870
5539-307	MT307S	70×175	175	122	1.4(0.4+1)	175	2.9kg	6955

## 5540

### PERMANENT MAGNETIC CHUCK AY



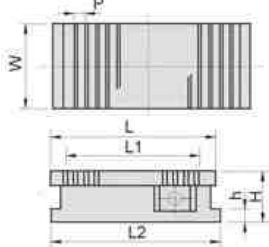
Precision : ±0.005

Unit:mm

Order No.	Model	Nominal Dimension	W	L	L1	P	L2	e	H	N.W. (Kg)	Price
5540-02	1018AY	100×175	100	175	134	1.6+2	187	42	52	7	2560
5540-04	1025AY	100×250	100	250	204		262	42		9	3555
5540-06	1030AY	100×300	100	300	260	1.6+6	312	42	60	11	4260
5540-08	1325AY	125×250	125	250	204		262	40		12	4420
5540-10	1530AY	150×300	150	300	260	312	32.5	16	6272		
5540-12	1535AY	150×350	150	350	316	362	38.5	19	6930		
5540-13	1540AY	150×400	150	400	356	412	38.5	22	7930		
5540-14	1545AY	150×450	150	450	414	452	38.5	24	8915		
5540-16	2035AY	200×350	200	350	302	362	36.5	25	9175		
5540-18	2040AY	200×400	200	400	344	412	36.5	29	10160		
5540-20	2045AY	200×450	200	450	400	462	36.5	32	11320		
5540-22	2050AY	200×500	200	500	456	512	36.5	36	11960		

## 5545

### POWERFUL ANGULAR PERMANENT MAGNETIC CHUCK A



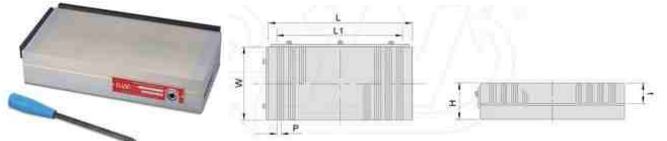
Precision : ±0.005

Unit:mm

Order No.	Model	Nominal Dimension	W	L	L1	P	L2	e	H	N.W. (Kg)	Price
5545-02	407A	100×175	100	175	125	1.6+2	187	13	52	7.3	2695
5545-04	510A	125×250	125	250	200		262			10.4	4665
5545-06	612A	150×300	150	300	246	1.6+6	312	60	60	15.1	6635
5545-08	614A	150×350	150	350	296		362			17.4	7340
5545-09	616A	150×400	150	400	346	412	18.9	8400			
5545-10	618A	150×450	150	450	396	462	20.1	9440			
5545-12	816A	200×400	200	400	346	412	26.0	10770			
5545-14	818A	200×450	200	450	390	462	30.1	12000			
5545-16	820A	200×500	200	500	446	512	35.7	12700			
5545-18	1020A	250×500	200	500	446	512	45.6	15575			

## 5548

### MICROPITCH PERMANENT MAGNETIC CHUCK



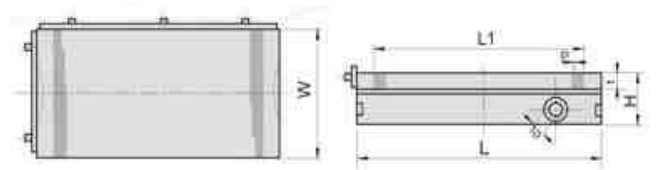
Precision : ±0.005

Unit:mm

Order No.	Model	Nominal Dimension	W	L	L1	P	t	H	N.W. (Kg)	Price	
5548-02	407V	100×175	100	175	145	0.5+1.5	20	52	8kg	2045	
5548-04	606V	150×150	150	150	115			20	52	8kg	2525
5548-06	510V	125×250	125	250	207			20	52	13kg	3190
5548-08	612V	150×300	150	300	257			23	60	21kg	4545
5548-10	614V	150×350	150	350	305			23	60	25kg	5345
5548-11	616V	150×400	150	400	357			23	60	28kg	6130
5548-12	618V	150×450	150	450	405			23	60	32kg	6870
5548-14	816V	200×400	200	400	357			23	60	37kg	8080
5548-16	818V	200×450	200	450	405			23	60	43kg	8980
5548-18	820V	200×500	200	500	457			23	60	53kg	10130

## 5550

### POWERFUL MICROPITCH PERMANENT MAGNETIC CHUCK



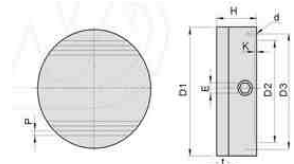
Precision : ±0.005

Unit:mm

Order No.	Model	Nominal Dimension	W	L	L1	t	P	H	N.W. (Kg)	Price
5550-02	407W	100×175	100	175	125	18	(1+1)	52	7	3415
5550-04	606W	150×150	150	150	110				9	3985
5550-06	510W	125×250	125	250	205				12	4880
5550-08	612W	150×300	150	300	246				24	6235
5550-10	614W	150×350	150	350	296				24	7235
5550-12	618W	150×450	150	450	390				31	9210
5550-14	816W	200×400	200	400	349				37	11055
5550-16	818W	200×450	200	450	390				41.5	12190
5550-18	820W	200×500	200	500	446				46	13325

## 5553

### ROUND MICROPTICH PERMANENT MAGNETIC CHUCK MCD



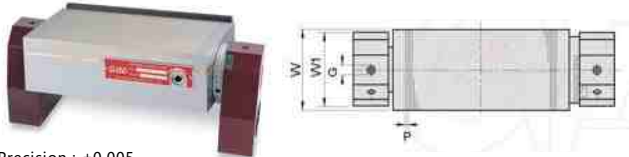
Precision : ±0.005

Unit:mm

Order No.	Model	D1	D2	D3	K	d	P	H	t	E	N.W. (Kg)	Price
5553-080	MCD80	80	50	66	4	M6	0.5+1.5	50	10	8	1.8	2085
5553-100	MCD100	100	60	75	4						2.8	2795
5553-130	MCD130	130	90	115	4						5	3655
5553-150	MCD150	150	110	132	4						7	4930
5553-160	MCD160	160	120	140	4	M8	0.5+1.5	52	10	8	8	5640
5553-200	MCD200	200	160	180	5						12.5	8140
5553-250	MCD250	250	200	225	5						19.5	11240
5553-300	MCD300	300	230	260	5						28.5	15555
5553-350	MCD350	350	230	260	5	M10	0.5+1.5	52	10	8	39	23365
5553-405	MCD405	405	230	260	5						52	26690

# 5555

## ROTARY PERMANENT MAGNETIC CHUCK



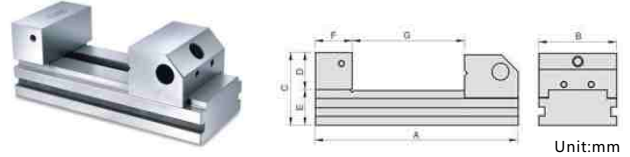
Precision : ±0.005

Unit:mm

Order No.	Model	Nominal Dimension	Chuck Dimension	Pole Pitch	Length	Rotary Base	Height	N.W.	Price
5555-07	407U	100×175	100 175 125				283	17.5	6970
5555-10	510U	125×250	125 250 200				368	24.5	7565
5555-12	612U	150×300	150 300 246	78	4(1+3)		418	27.2	9010
5555-14	614U	150×350	150 350 296				468	30.4	11600
5555-16	618U	150×450	150 450 396				568	35.4	15170

# 5655

## USB TOOL MAKER VISE VSB20-40



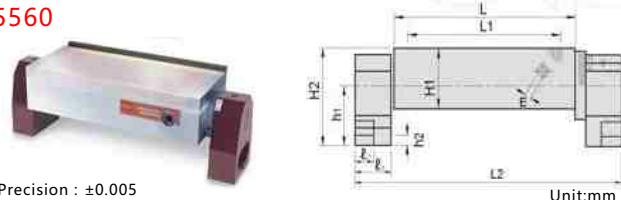
Unit:mm

Order No.	Model	A	B	C	D	E	F	G	N.W.	Price
5655-15	VSB15	105	36	48	20	28	20	0-45	1kg	780
5655-20	VSB20	150	48	53	25	28	25	0-75	2kg	960
5655-25	VSB25	176	63	59	30	29	30	0-95	3.3kg	1140
5655-30	VSB30	190	73	68	35	33	35	0-105	4.3kg	1495
5655-40	VSB40	245	98	90	45	45	45	0-135	10kg	2335

# 5560

## ROTARY MICROPITCH PERMANENT MAGNETIC CHUCK

5560



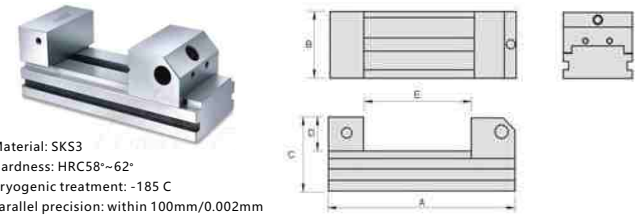
Precision : ±0.005

Unit:mm

Order No.	Model	Nominal Dimension	Chuck Dimension	Pole Pitch	Length	Rotary Base	Height	N.W.	Price
5560-07	407UW	100×175	100 175 125				283	17.5	9265
5560-10	510UW	125×250	125 250 200				368	24.5	11475
5560-12	612UW	150×300	150 300 246	78	2		418	27.2	13895
5560-14	614UW	150×350	150 350 296				468	30.4	15300
5560-16	618UW	150×450	150 450 396				568	35.4	18570

# 5660

## SUPER PRECISION TOOL MAKER VISE



Material: SKS3  
Hardness: HRC58~62°  
Cryogenic treatment: -185 C  
Parallel precision: within 100mm/0.002mm  
Vertical precision: within 100mm/0.003mm

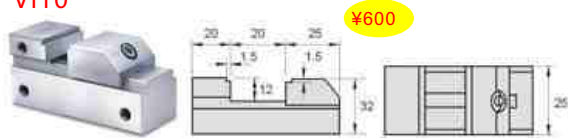
Unit:mm

Order No.	Model	A	B	C	D	E	N.W.	Price
5660-34	SV34	75	34	35	15	0-25	0.38kg	1975
5660-45	SV45	110	45	45	20	0-50	1.0kg	2770
5660-70	SV70	160	70	62	30	0-80	3.3kg	3485
5660-90	SV90	210	90	80	40	0-120	6.7kg	5585
5660-92	SV120	286	120	90	40	0-150	16.8kg	11445

# 5610

## TOOL MAKER VISE(STAINLESS STEEL)

VI10

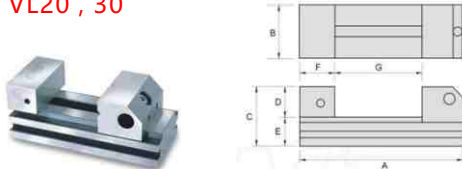


¥600

# 5625

## TOOL MAKER VISE(STAINLESS STEEL)

VL20 , 30



Unit:mm

Order No.	Model	A	B	C	D	E	F	G	N.W.	Price
5625-20	VL20	140	50	53	25	28	25	0-75m/m	1.8kg	3230
5625-30	VL30	180	72	62	30	32	35	0-100m/m	3.8kg	3830

# 5630

## TOOL MAKER VISE(STAINLESS STEEL)

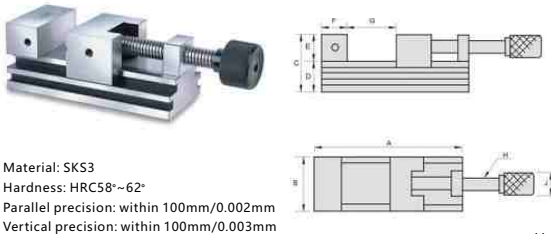
VSU30



¥4245

# 5662

## SUPER PRECISION TOOL MAKER VISE



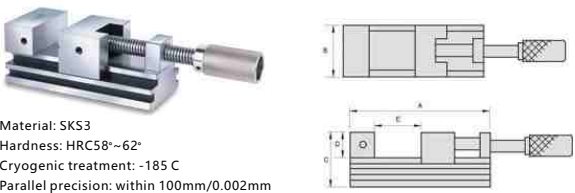
Material: SKS3  
Hardness: HRC58~62°  
Parallel precision: within 100mm/0.002mm  
Vertical precision: within 100mm/0.003mm

Unit:mm

Order No.	Model	A	B	C	D	E	F	G	H	J	N.W.	Price
5662-20	A20	140	48	55	30	25	25	0-75	M16	30	2.7kg	2655
5662-25	A25	160	63	69	39	30	30	0-85	M16	30	4.6kg	3095
5662-30	A30	180	73	78	43	35	35	0-95	M24	40	6.4kg	3760
5662-40	A40	230	98	92	47	45	45	0-120	M24	40	13kg	6650

# 5665

## SUPER PRECISION TOOL MAKER VISE



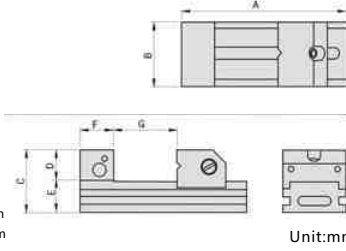
Material: SKS3  
Hardness: HRC58~62°  
Cryogenic treatment: -185 C  
Parallel precision: within 100mm/0.002mm  
Vertical precision: within 100mm/0.003mm

Unit:mm

Order No.	Model	A	B	C	D	E	N.W.	Price
5665-60	AS60	90	60	50	25	0-35	1.6kg	3200
5665-70	AS70	160	70	62	30	0-80	4.3kg	4190
5665-90	AS90	210	90	80	40	0-120	8.4kg	9190

## 5669

### SUPER PRECISION TOOL MAKER VISE



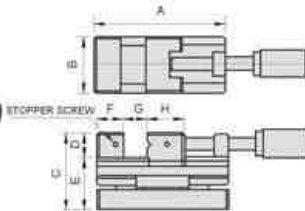
Material: SKS3  
Hardness: HRC58~62  
Cryogenic treatment: -185 C  
Parallel precision: within 100mm/0.002mm  
Vertical precision: within 100mm/0.003mm

Unit:mm

Order No.	Model	A	B	C	D	E	F	G	N.W.(Kg)	Price
5669-30	VV30	190	73	70	35	35	38	0-100	4.6kg	7335
5669-40	VV40	230	98	80	40	40	46	0-125	11.4kg	11160
5669-50	VV50	300	125	98	50	50	60	0-160	18.5kg	21980
5669-60	VV60	350	150	100	50	50	60	0-210	24.9kg	26210

## 5680

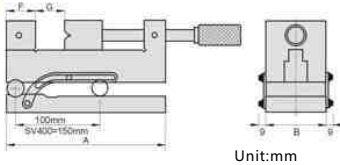
### PRECISION SINE VISE L50



Model	A	B	C	D	E	F	G	H	I	Max.angle	N.W.(kg)	Price
L50	160	73	93	30	63	33	80	45	M5	46°	6.5	6300

## 5735

### TOOL MAKER SINE VISE SV200, 250, 300, 400



Unit:mm

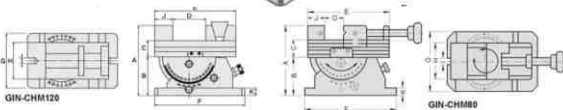
Order No.	Model	A	B	C	D	E	F	G	N.W.(kg)	Price
5735-200	SV200	156	48	89	25	27	25	0-65	4.4kg	2155
5735-250	SV250	176	63	99	30	33	30	0-75	7kg	2455
5735-300	SV300	190	73	110	35	38	35	0-79	9kg	2750
5735-400	SV400	255	98	121	45	42	45	0-124	16kg	3890

## 5745

### PRECISION UNIVERSAL VISE



GIN-CHM80



GIN-CHM120

GIN-CHM80

Horizontal rotation of 360°, vertical tilt of 45°

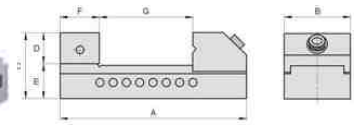
Unit:mm

Order No.	Model	A	B	C	D	E	F	G	H	I	J	K	N.W.(Kg)	Price
5745-80	CHM80	137	75	32	80	160	180	110	70	12.5	32	15	14kg	5000
5745-120	CHM120	231	128	53	110	270	300	180	120	18	60	25	43kg	19635

## 5718

### TOOL MAKER VISE

#### VB15-VB50



Unit:mm

Order No.	Model	A	B	C	D	E	F	G	N.W.(Kg)	Price
5718-15	VB15	100	36	48	20	28	25	0-40	1kg	600
5718-20	VB20	150	50	53	25	28	30	0-80	1.8kg	750
5718-25	VB25	175	63	63	32	31	35	0-90	3.3kg	900
5718-30	VB30	190	73	70	35	35	35	0-100	4.3kg	1000
5718-35	VB35	235	88	80	40	40	40	0-130	7.5kg	1450
5718-40	VB40	245	100	90	45	45	45	0-130	10kg	1800
5718-50	VB50	285	125	100	50	50	45	0-160	15kg	2610

## 5710

### TOOL MAKER VISE(SMALL)

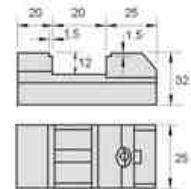
#### VS10

Precision : Within ±0.003mm

N.W.0.3kg



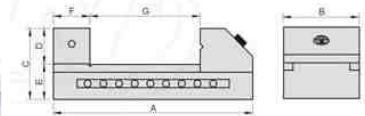
¥455



## 5720

### TOOL MAKER VISE

#### VS



Unit:mm

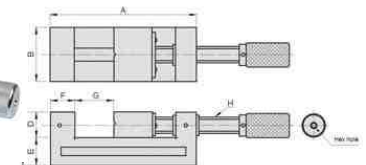
Order No.	Model	A	B	C	D	E	F	G	N.W.(Kg)	Price
5720-15	VS15	100	36	48	20	28	25	0-40	1kg	655
5720-20	VS20	150	50	53	25	28	30	0-80	1.8kg	800
5720-25	VS25	175	63	63	32	31	35	0-90	3.3kg	1000
5720-30	VS30	190	73	70	35	35	35	0-100	4.3kg	1100
5720-35	VS35	235	88	80	40	40	40	0-130	7.5kg	1545
5720-40	VS40	245	100	90	45	45	45	0-130	10kg	1900

## 5740

### TOOL MAKER VISE

#### VSD20, 25, 30, 40

Material SK2, the level of 0.003mm, verticality in 0.005mm.



Unit:mm

Order No.	Model	A	B	C	D	E	F	G	N.W.(Kg)	Price
5740-20	VSD20	156	48	52	25	27	25	0-65	2.5kg	1200
5740-25	VSD25	176	63	63	30	33	30	0-75	4.5kg	1400
5740-30	VSD30	190	73	73	35	38	35	0-79	6kg	1700
5740-40	VSD40	255	98	82	40	42	40	0-124	12kg	2600